

Hillcrest

Elementary School



Packet for Mr. Harrison's Class GROUP 2

Paquete para GRUPO 2 en la clase de Mr. Harrison







Peekskill City School District

Our mission is to educate and empower all students to strive for excellence as life-long learners who embrace diversity and are contributing members of a global society.

Randy Lichtenwalner
Principal

Shannon O'Grady
Assistant Principal

Hillcrest Elementary School, 4 Horton Drive, Peekskill, NY 10566
Phone: (914) 739-2284 Fax: (914) 737-9053
Email: rlichtenwalner@peekskillschools.org
Email: sogrady@peekskillschools.org

April 7, 2020

Dear Hillcrest Families,

The Peekskill City School District and Hillcrest Elementary are committed to providing instructional resources to our students for use during school closures. Our teachers have worked to create a packet of instruction that your child can use on a daily basis. We have included reading, writing, math and more.

In addition to books and worksheets, we have provided a list of online resources that we use at school and your child is familiar with and enjoys learning from. Each student has their own login and we have provided directions to our website for online access.

The information contained in this packet will be provided online on our school page as well. Please have your child work for a minimum of one hour a day on the packet. In addition, your child should read for at least 30 minutes, as well as work online if feasible via the websites provided.

If you have any questions, please reach me via email at rlichtenwalner@peekskillschools.org.

We thank you for your partnership during this extraordinary time in our city and country.

Sincerely,

Randy Lichtenwalner
Principal



Peekskill City School District

Our mission is to educate and empower all students to strive for excellence as life-long learners who embrace diversity and are contributing members of a global society.

Randy Lichtenwalner
Principal

Shannon O'Grady
Assistant Principal

Hillcrest Elementary School, 4 Horton Drive, Peekskill, NY 10566
Phone: (914) 739-2284 Fax: (914) 737-9053
Email: rlichtenwalner@peekskillschools.org
Email: sogrady@peekskillschools.org

07.abril.2020

Estimadas Familias de Hillcrest,

El Distrito Escolar de la Ciudad de Peekskill y la Escuela Elemental Hillcrest se comprometen a proporcionar recursos de instrucción a nuestros estudiantes para usar durante el cierre de la escuela. Nuestros maestros han trabajado para crear un paquete de instrucción que su hijo pueda usar a diario. Hemos incluido lectura, escritura, matemáticas, y mas.

Además de libros y hojas de trabajo, hemos proporcionado una lista de recursos en línea que usamos en la escuela y si hijo está familiarizado y le gusta usar a aprender. Cada estudiante tiene su nombre de usuario y hemos proporcionado instrucciones en la página electrónica de nuestra escuela para acceder en la computadora.

La información contenida en este paquete también se proporcionará en el internet en las páginas de nuestra escuela. Haga que su hijo trabaje durante un mínimo de una hora al día en el paquete. Además, su hijo debe leer durante al menos 30 minutos, así como trabajar en línea si es posible a través de los sitios web proporcionados.

Si tiene alguna pregunta, comuníquese conmigo por correo electrónico a rlichtenwalner@peekskillschools.org.

Le agradecemos su colaboración durante este tiempo extraordinario en nuestra ciudad y país.

Sinceramente,

Randy Lichtenwalner
Director

APRil

fluency passages



Spring

Our seasons: winter, spring, summer

Spring begins every year on March 21st

When spring comes, the weather begins warmer and the sun shines longer every day

Many animals, like birds, sheep and cows, wake up in the spring. In the spring, the grass grows, and buds form on trees and flowers.

Many animals that hibernate in the winter wake up in the spring. You can see frogs, chipmunks and chipmunks in the spring. Many birds come out in spring too. Spring is over in June, and it becomes summer!

Comprehension Questions

When does spring begin?

What happens when spring begins?

What animals can you see in the spring?

Which animals hibernate in the winter?

1st	2nd	3rd

A cartoon blue bird with a yellow beak and a yellow bow tie. It is holding a small yellow egg with orange spots. The bird is standing on two legs and has a happy expression.

April Fool's Day Surprise

I woke up and walked into the kitchen. 8
My mom said "breakfast is ready." I took a 17
bite of oatmeal but it tasted funny. It was 26
salty! Then I went to get dressed. I tried to 36
put on my socks but my foot would not go 46
inside. They were sewn shut! When I got to 55
school I was hungry so I took out my snack. 65
I opened my bag of chips, but there were 74
carrots inside! Then I saw a note from my 83
mom. It said "Happy April Fool's Day!" My 91
mom is so funny! 95

	1st	2nd	3rd
WRR			
Errors			



Comprehension Questions: April Fool's Day Surprise

1. What was the problem with the child's oatmeal?

2. What happened when the child went to put on their socks?

3. Why do you think the child was hungry as soon as they got to school?

4. What did the child find from their mom?

Earth Day Fun

I wanted to do something to help the earth 9
because we had been learning about Earth 16
Day. I asked my friends to help. We went 25
around the playground and picked up lots of 33
trash. "We are really helping the earth!" my 41
friend Mya said. "Let's go to the park and 50
clean up there too." After school we went 58
to the park and picked up trash by the pond 68
so that the water would be safe and clean 77
for the animals that live there. "It was fun 86
helping the earth today," Mya said. "Let's do 94
this all the time!" 98

	1st	2nd	3rd
WRR			
Errors			



Comprehension Questions: Earth Day Fun

1. What made the child decide to do something to help the earth?

2. What was the first thing the children did to help the earth?

3. How did picking up trash by the pond help the animals?

4. What could you do to help the earth on Earth Day?

The Poet

I am a poet. You can be a poet too! When I 12
write a poem, I like to go to a quiet place. 23
I think about what I want to write about. 32
You can write a poem about anything! Then, 40
I just write what I am thinking. Some poems 40
rhyme and some do not. Some are long and 58
some are short. There are not any rules 66
about poems! I like to write poems about 74
how I feel. Sometimes they are funny, and 82
other times they are about being sad, mad, 90
happy or excited. Anyone can be a poet! 98

	1st	2nd	3rd
WRR			
Errors			



Comprehension Questions: The Poet

1. Where does the child like to go to write poems?

2. Does the child say that all poems have to rhyme?


3. What does the child like to write about?

4. What are the rules for writing a poem?

Freda the Frog

“Wake up! It is Spring!” Freda the Frog woke 9
 up her family. “Spring is here!” she shouted. 17
 Freda hopped to her friend Franky’s house. 24
 Franky was asleep. “Franky, wake up! Spring is 32
 here!” Franky hopped out of bed. “Let’s go 40
 have fun!” Franky smiled. “What do you want 48
 to do?” Freda asked. “Let’s go to the pond and 58
 see who else is awake,” he said. The frogs 67
 hopped to the pond where they found all their 76
 friends waiting. “It is about time you got 84
 here!” they laughed and they all jumped into the 93
 pond together. 95

	1st	2nd	3rd
WRR			
Errors			



Comprehension Questions: Freda the Frog

1. Why do you think Freda's family and friends had been sleeping?

2. Where did Freda go when she woke up?


3. Where did Franky say he wanted to go?

4. What did Franky and Freda find when they got to the pond?

A Trip to the Zoo

It was a beautiful spring day. My dad said 9
“Let’s go to the zoo.” “That’s a great idea!” 18
I said. “I love the zoo.” “Spring is a great 28
time to visit.” Dad said. “Why is it a good 37
time to go in the spring?” I asked. “Lots of 48
animals have their babies in the spring,” my 56
dad answered. When we got to the zoo, we 65
saw lots of new baby animals, like a baby 74
leopard, gorilla and giraffe. “You were 80
right,” I told my dad. “Spring is a great time 90
to come to the zoo.” 95

	1st	2nd	3rd
WRR			
Errors			



Comprehension Questions: A Trip to the Zoo

1. What was the weather like in the story?

2. Why did the dad say they should go to the zoo?

3. What are some of the animals they saw at the zoo?

4. Why did the child say their dad was right?

Earth Day

Each year on April 22, we celebrate Earth Day. Earth Day was created in 1970 as a way to get people to start thinking about how to take care of the earth. Earth Day helps people to think about ways to help protect the earth. One way we can help care for the earth is by making less trash. If we reuse items, or recycle them, we can make less trash. We can also try to use less water, gas and electricity. What ideas do you have about how to help take care of the earth?

	1st	2nd	3rd
WRR			
Errors			



Comprehension Questions: Earth Day

1. When is Earth Day?

2. When was Earth Day first celebrated?

3. Why was Earth Day created?

4. What are some ways we can help to take care of the earth?

The Aquarium

The aquarium is a place where you can see 9
 marine animals. Marine animals are animals 15
 that live in the water. When you go to an 25
 aquarium you can see things like fish, jellyfish 35
 or stingrays. You may see small sea animals 41
 like starfish and crabs. You may see large 46
 sea animals like an octopus or a shark. Other 58
 animals you may see at the aquarium are 66
 turtles or sea otters. Some of the animals 74
 at an aquarium live in tanks with fresh 82
 water, and others live in salt water. The 90
 aquarium is an interesting place to visit. 97

	1st	2nd	3rd
WRR			
Errors			



Comprehension Questions: The Aquarium

1. What are marine animals?

2. What are some of the animals you may see at an aquarium?

3. Why do you think there are different kinds of water at the aquarium?

4. Why do you think the author said the aquarium is an interesting place to visit?

All About Arbor Day

Arbor Day is a national holiday that is 8
celebrated on the last Friday in April. This is 17
a day for people to celebrate trees. On 25
Arbor Day, people are encouraged to care 32
for trees, and to plant new ones. This 40
holiday was first celebrated in 1872. One 47
million trees were planted on the first Arbor 55
Day! Trees are important to the earth for 63
many reasons. They make the world more 70
beautiful and healthier. They provide homes 76
for many animals. This year, maybe you can 84
plant a new tree on Arbor Day! 91

	1st	2nd	3rd
WRR			
Errors			



Comprehension Questions: All About Arbor Day

1. When is Arbor Day celebrated?

2. What is Arbor Day?


3. How many trees were planted on the first Arbor Day?

4. What are some of the reasons that trees are important to the earth?

Fantastic Frogs

Frogs are interesting animals. Frogs are in the 8
group of animals called amphibians. Other 14
amphibians are toads and salamanders. Frogs 20
are cold blooded. This means that their bodies 28
are the same temperature as the water or air 37
around them. They lay in the sun to get warm, 47
or go into the water to cool off. Mother frogs 57
lay eggs. When they hatch, they become 64
tadpoles. The tadpoles look like little fish. 71
They grow and begin to look like adult frogs. 80
As eggs and tadpoles, they live in the water. 80
When they become adults, they live on land. 97

	1st	2nd	3rd
WRR			
Errors			



Comprehension Questions: Fantastic Frogs

1. What group of animals do frogs belong to?

2. What does it mean to be cold blooded?

3. What do baby frogs look like?

4. Where do frogs live?

Spring

We have four seasons: winter, spring, summer 7
and fall. Spring begins every year on March 21st 16
or 22nd. When spring comes, the weather begins 24
to get warmer and the sun shines longer every 30
day. Many animals, like birds, sheep and cows, 4
have babies in the spring. In the spring, the grass 5
begins to grow, and buds form on trees and 60
flowers. Many animals that hibernate in the 65
winter wake up in the spring. You can see frogs, 75
squirrels and chipmunks in the spring. Many birds 85
come out in spring too. Spring is over in June, 95
when it becomes summer! 99

	1st	2nd	3rd
WRR			
Errors			



Comprehension Questions: Spring

1. When does spring begin?

2. What happens to the weather in spring?

3. What animals can you see in spring?

4. Why do you think hibernating animals wake up in spring?




Match each clock to the words that tell its time.

- 1 four o'clock
- 2 nine o'clock
- 3 eleven o'clock
- 4 three o'clock
- 5 one o'clock
- 6 eight o'clock
- 7 twelve o'clock
- 8 ten o'clock
- 9 seven o'clock
- 10 five o'clock
- 11 six o'clock
- 12 two o'clock



Color the alien lamps that total 3 red
Color the alien lamps that total 4 blue
Color the alien lamps that total 5 green
Color the alien lamps that total 10 yellow



Copy these pairs of numbers into the table below.
Can you think of any other pairs? Add them to the table.

Pairs that total 3	Pairs that total 4	Pairs that total 5	Pairs that total 10
<hr/>	<hr/>	<hr/>	<hr/>
<hr/>	<hr/>	<hr/>	<hr/>
<hr/>	<hr/>	<hr/>	<hr/>
<hr/>	<hr/>	<hr/>	<hr/>
<hr/>	<hr/>	<hr/>	<hr/>

Study Island 1st Grade Math - Length

Question 1 .

How many fish hooks long is the fish?



8

7

9

Question 2 .

How many erasers long is the rainbow sticker?




1

3

2

Question 3 .

How many hands long is the horse?



15

12

13

Question 4 .

How many bones long is Lucky's doghouse?



Question 5 .

How many bandages long is Katie's leg?



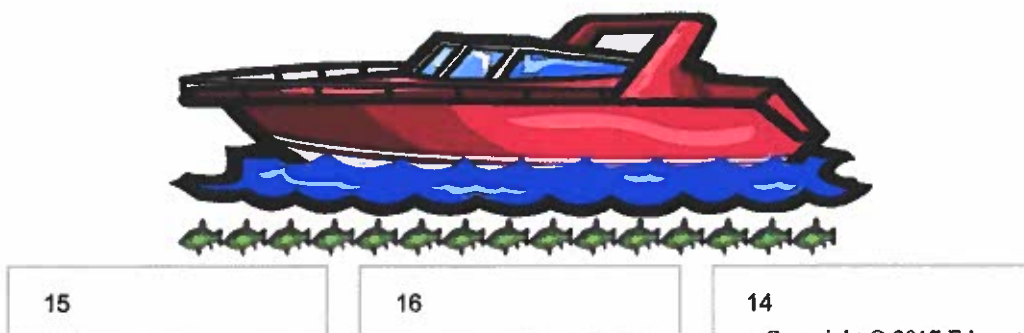
Question 6 .

How many cars long is Mr. Johnson's house?



Question 7 .

How many fish long is the boat?



Question 8 .

Use the ruler in the toolbar to measure the objects and put them in order from longest to shortest.




Y, Z, X

Z, Y, X

X, Z, Y

Question 9 .

How many inch marks long is the dog?



9

10

8

Question 10 .

Use the ruler in the toolbar to measure the objects and put them in order from shortest to longest.



X, Y, Z

Z, X, Y

Y, X, Z

Study Island 1st Grade Reading - Retelling Stories

Question 1 .

Read the story below. Then, answer the question.

Remi the dog likes riding in cars. The Walton family takes him to many places. Remi goes to the park. He goes to the lake. Remi always wants to jump into the car.



What is the best way to retell the story?

Remi likes to go places in the car.

Remi likes to swim at the lake.

Remi likes to chase all the cars.

Question 2 .

Read the story below. Then, answer the question.

Simon has a cat named Oscar. Simon likes to play with his toy car. Oscar likes riding on the toy car. This makes Simon laugh. They have fun together.



Click on the sentence that best retells the story.

Simon likes to laugh at his cat Oscar.

Simon likes when Oscar rides on the car.

Simon likes riding on his toy car with Oscar.

Question 3 .

Read the story below. Then, answer the question.

Ted and his parents played cards. His parents said they would buy him ice cream if he won. Ted tried his best. He won the card game. Ted's parents took him out for ice cream.



Which best retells the story?

Ted plays cards with his parents.

Ted's parents buy him ice cream.

Ted wins a game and gets ice cream.

Question 4 .

Read the story below. Then, answer the question.

Randy had a snowball fight with his friends. One snowball hit his face really hard. This made Randy cry.



Click on the sentence that best retells the story.

Randy and his friends have a snowball fight.

Randy's snowball hits his friend's face.

Randy is upset when a snowball hits him.

Question 5 .

Read the story below. Then, answer the question.

Janna wants to buy her mom a pot. Her mom's birthday is in three days. Her mom likes the color blue. So, Janna buys the blue pot.



Which best retells the story?

Janna buys something for her mom's birthday.

Janna thinks the blue pot is pretty.

Janna cannot find anything to buy.

Question 6 .

Read the story below. Then, answer the question.

Shawn likes being mean. He took one of his sister's dolls. He tied the doll to a toy spaceship. The spaceship shot up into the air with the doll. His sister did not find it funny.



Click on the sentence that best retells the story.

Shawn likes to make spaceships.

Shawn makes his sister cry.

Shawn is mean to his sister's doll.

Question 7 .

Read the story below. Then, answer the question.

Landon saw a fish swimming. Landon thought the fish was a toy. He put his hand into the water. He tried to grab the fish. But he could not catch it.



Which best retells the story?

Landon sees a toy fish swimming.

Landon tries to catch the fish but cannot.

Landon wants to catch the fish.

Question 8 .

Read the story below. Then, answer the question.

Eddie hid behind a dinosaur. His sister Beth walked by the dinosaur. Eddie roared loudly at his sister. Beth thought it was the dinosaur. She got scared and jumped into the air.



Which best retells the story?

Eddie scares his sister Beth.

Eddie roars loudly at his sister.

Beth jumps high into the air.

Question 9 .

Read the story below. Then, answer the question.

Melissa has long hair. She asked her grandma to fix her hair. She wanted it pulled back. Her grandma finished. Melissa looked at it and liked it.



Which best retells the story?

Melissa's grandma fixes Melissa's hair.

Melissa's grandma likes Melissa's long hair.

Melissa's grandma wants to cut Melissa's hair.

Question 10 .

Read the story below. Then, answer the question.

Cassie tried and tried to close her bag. She even tried sitting on it. The bag would not close. She had to ask her dad for help. He was able to close it.



Click on the sentence that best retells the story.

Cassie is going to see her grandparents.

Cassie has to take clothes out of her bag.

Cassie's dad helps her close her bag.

Syllables

How many syllables does each word have?

1. Fish _____

2. Pear _____

3. Chicken _____

4. Spaghetti _____

5. Cheese _____

6. Candy _____

7. Bread _____

8. Carrot _____

9. Tomato _____

10. Lion _____

11. Kangaroo _____

12. Peas _____

13. Corn _____

14. Puppy _____

15. Cookie _____

16. Duck _____

17. Lettuce _____

18. Soup _____

19. Hamburger _____

20. Apple _____

Beat the Bomb

Name _____ Date _____

1 Add the missing letters.

- A f _ _ n keeps us cool in summer. (i or a)
- I see little tiger c _ _ bs at the zoo. (a or u)
- Jack ch _ _ ps the wood for the fire. (e or o)
- Ice cream will m _ _ lt in the sun. (u or e)



2 Unscramble the letters to name the pictures.



phsi



roehs

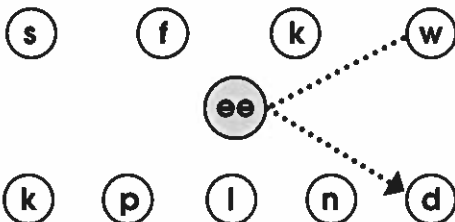


ctisk



eahlw

3 Make six words by joining a top and bottom letter through the ee.



_____	_____
_____	_____
_____	_____

4 Write the rhyming words.

cake

ride

ship

m _____

s _____

wh _____

r _____

w _____

tr _____

t _____

h _____

sl _____



Spelling Challenge

Write the first letter of each picture then spell your own word.




_____	_____	_____	_____	_____	_____
-------	-------	-------	-------	-------	-------

Beat the Bomb

Name _____ Date _____

1 Complete the compound word in each sentence.

- After rain, you may see a **rain** _____ in the sky.
- We are going to the beach this **week** _____.
- My grandfather took us to a **foot** _____ game.
- I clean my teeth with a **tooth** _____.



2 Complete the words then read them to a friend.

Add '-dle'

bun _____

cud _____

sad _____

Add '-ble'

tum _____

bub _____

wob _____

Add '-gle'

jug _____

wig _____

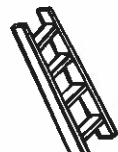

tin _____

3 Spell the missing words.

- I put **b** _____ and jam on my toast today.
- She is the best **sw** _____ in the pool.
- We go to the beach for our **su** _____ holidays.
- Put **sl** _____ on your feet to keep them warm.



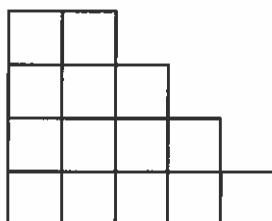
4 Name the pictures.





Spelling Challenge

Use the letters in this word to make new words.



r e a d i n g

Score five points for each correct word.




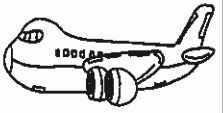


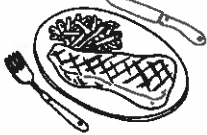

My score:

Homophones

1. Copy each list word.

sale	_____	steal	_____	sight	_____
sail	_____	flee	_____	site	_____
meet	_____	flea	_____	toe	_____
meat	_____	hole	_____	tow	_____
plane	_____	whole	_____	rain	_____
plain	_____	pray	_____	rein	_____
steel	_____	prey	_____		

2. Circle the right word.

	flea flee		hole whole		tow toe
	plane plain		sail sale		rein rain
	meet meat		steel steal		

3. Missing word.

The _____ landed safely at the airport.

The mole dug a deep _____ in the dirt.

We watched the boats _____ past the harbour.

I bought a box of old toys at the garage _____.

My brother tried to _____ my new slinky.



Homophones

4. Word clues. Which word matches?

a tiny jumping insect with no wings

leather straps attached to a horse's bridle

a hard strong metal

to run away or escape

an animal that is hunted by another

Challenge words

5. Copy each challenge word.

wear

where

hire

higher

hall

haul

rays

raise

morning

mourning

<hr/>	<hr/>
<hr/>	<hr/>
<hr/>	<hr/>
<hr/>	<hr/>
<hr/>	<hr/>

6. Choose it. Circle and rewrite the correct word to complete the sentence.

I eat breakfast in the morning mourning.

We enjoyed the warmth of the sun's raise rays.

We climbed higher hire up the tree.

They have school assemblies in the big haul hall.

I didn't know where wear my sister was hiding.

7. Silly sentences. Use as many challenge words as possible to make a silly story.


a-z

Name _____


The alphabet

Lesson 42 • Worksheet 1

1 Complete the alphabet snakes.



2 Draw lines to match.



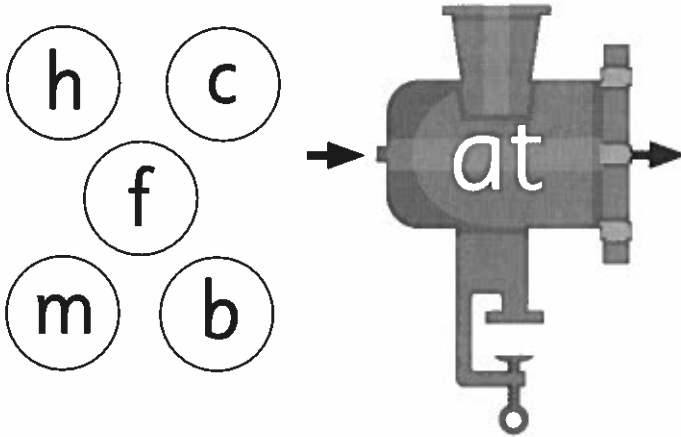
Name _____

a-z

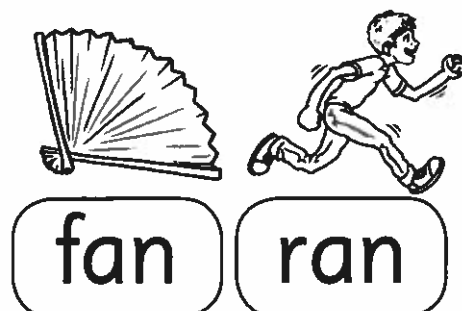
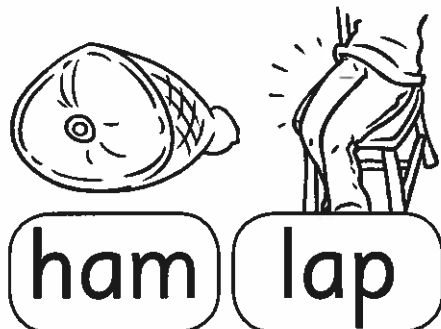
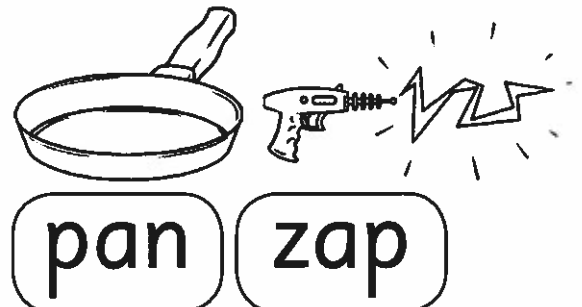
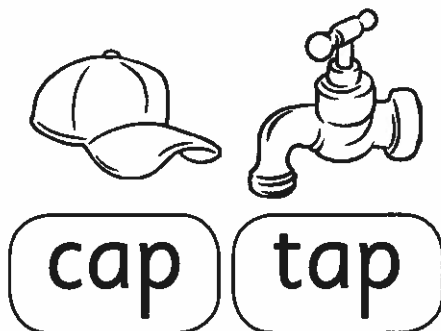
Lesson 42 • Worksheet 2

Word families

- 1 Join each letter to the **at** machine.
Write each word you make.




- 2 Color the pairs that rhyme.



- 3 Color the **ap** words.




1 Complete each sentence. Draw a picture.



Sam has a

hat.



I can see a

rat.

2 Color the correct word. Cross out the wrong word.

The man had a

ran

nap

She

sat

map

in the van.



Name _____

a-z

Lesson 42 • Worksheet 4

Check

1 Draw lines to match.

e	k	q	a	y	n
K	E	Y	Q	N	A

2 Color **at** words = red **an** words = blue.

cat	hat	man	fan
van	rat	pan	tan

3 Complete the sentences.

hat fat can

I _____ see Sam.

She has a _____.

The rat is _____.


Dd

Name _____


Phonemic awareness

Lesson 23 • Worksheet 1

1 Color the pictures that begin with **d**.



2 Match each letter to a picture.



3 Circle every **D**.

D	D	A	D	D
C	D	B	O	J
How many? ____				

Circle every **d**.

d	c	d	d	c
d	a	e	b	d
How many? ____				

Name _____

Handwriting


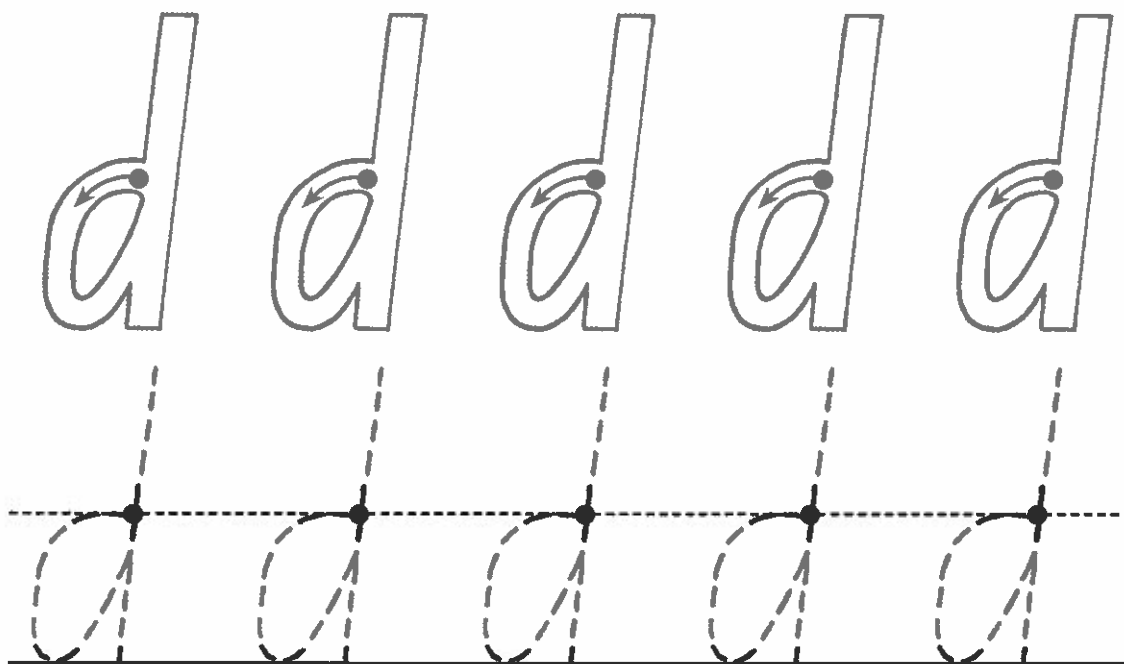
Dd

Lesson 23 • Worksheet 2

1 Trace the dinosaurs.



2 Trace and write.



Circle
your best
letter.

Dd

Lesson 23 • Worksheet 3


Name _____

Initial and end sounds


1 Add **d** and read the word.



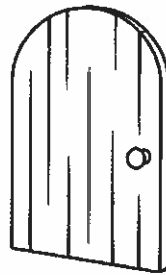
___*d*___og




___olphin



___uck



___oor




___rum



___inosaur



sa___



see___

2 Write words that end with **d**.

Name _____

Check


Dd

Lesson 23 • Worksheet 4


1 Circle the **beginning** sound.



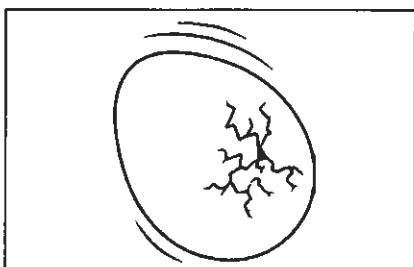
p m d



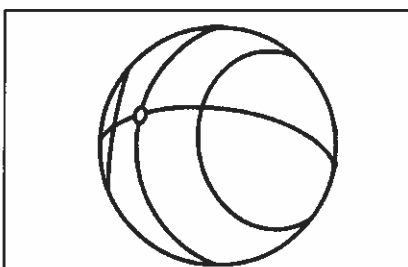
t v s



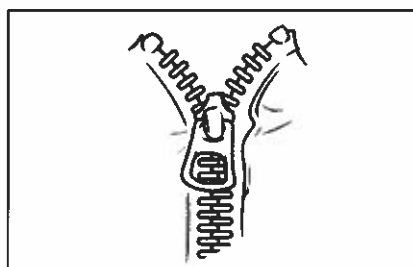
h b d




i e a




b n v




t s z



v z r



b p d



n m h

2 Write three words that use these letters.

a b c d e f h i m n p r s t v z

Unit 8: Pancake Tuesday



Pancake Recipe

Dry and wet ingredients are mixed together to make pancake batter.

The liquid batter becomes a breadlike pancake after it is cooked. Some people enjoy eating pancakes with maple syrup or fruit.

How to make 12 small pancakes


You will need:

- 1 egg
- 1 cup of milk
- $1\frac{1}{2}$ cups of flour
- 3 tablespoons of sugar
- a pinch of salt
- butter or oil
- a non-stick frying pan, two bowls and a whisk

1 In a small bowl, beat the egg with a whisk and add the milk. Place the flour, sugar and salt in a large bowl.



2 Slowly pour the milk mixture into the flour. Keep stirring all the time until you have a smooth batter.



3 Heat a teaspoon of butter or oil in the frying pan. Add 1 large spoonful of batter to the pan.



4 Cook over medium heat until the bubbles pop. Flip the pancake over and cook on the other side until golden brown.



This week in your canteen!

DRINKS

Milk	\$1.00
(choc, straw, banana)	
Juice	\$1.20
(apple, orange or mango)	

FRUIT

Apple	20c
Banana	30c
Mandarin	30c
Packet of dried apricots	40c

SANDWICHES

Bread/Roll & Butter	50c
Cheese	\$1.80
Chicken	\$2.50
Ham	\$2.50
Jam	\$1.20
Tomato	\$1.20
Vegemite	\$1.50
Salad	\$2.40
Ham and salad	\$3.50
Chicken and salad	\$3.50

Salad contains: lettuce, carrot, cheese, tomato and beetroot.

Add 10c for a roll.

Add 10c for a toasted sandwich.

HOT FOOD

Pancakes ONLY ON TUESDAYS

40c each or 3 for \$1.00

Fish Bites 30c each

Pizza Pocket \$1.60

Chicken burger with salad \$3.30





In the texts

1 Read the text on page 76.

- a** What is the title? _____
- b** Answer *yes* or *no*. Does the text have:
- a list of ingredients and tools? _____
 - numbered steps? _____
 - steps that tell how, when and where? _____
 - pictures to match each step? _____
- c** What is the text type? _____
- d** What do you learn by reading this text? _____

2 Read the text on page 77.

- a** What is the title? _____
- b** Is this text a letter, a list or a poem? Circle one.
- c** What do you learn by reading this text? _____
- d** Where might you find a text like this? _____

3 Label the following on pages 76 and 77.

money ☐ sandwich ☐ lunch bag ☐ pen ☐

4 Write captions for these photographs.

boy on page 76: _____

boy on page 77: _____



Read and learn

1 Read *Pancake Recipe* and fill in the missing words.

a Dry and _____ ingredients are _____ together
_____ make _____ batter.

b The dry ingredients you need are flour, _____ and _____.

c The wet ingredients you need are egg, _____ and _____.

2 Draw and label the three tools you need to make pancakes.

--	--	--

3 Write the numbers 1 to 7 in the boxes to show the order of steps.

- ☐ Cook until the bubbles pop.
- ☐ Heat oil or butter in the frying pan.
- ☐ Stir.
- ☐ Beat the egg and milk.
- ☐ Pour the milk mixture into the dry ingredients.
- ☐ Flip the pancake and cook the other side.
- ☐ Add the batter to the pan.

4 In your own words, tell a classmate how to make pancakes. ☆ Done





5 Read *This week in your canteen!* Write how much each item costs.

apple juice	\$1.20	d banana milk	
a mandarin		e Vegemite roll	
b ham sandwich		f toasted cheese sandwich	
c chicken burger with salad		g three pancakes	

6 What types of juice can you buy?

7 What food is in a salad? l _ t t _ ce, c _ rr _ t, ch _ se,

t _ m _ to, _ eet _ oo _ .

8 What is in the salad that is not a vegetable?

9 Can you buy pancakes on Friday?

10 Complete this lunch order.

I would like:

one apple juice _____

one chicken sandwich _____

one banana _____

Total: \$ _____

Name: Samson Ryan

Class: Year 2, Wombat Room

Write the price of each item and the total price for Samson's lunch. Also, it is kind to write "Thank you" on your lunch order bag.



Your turn

Write a procedure that shows how to order
lunch from the canteen.

Title:

Give your
procedure a title
that uses the word
How.

What you need:

Write the materials
you need to order
lunch. Hint: they
are on pages 76
and 77.

What you do:

Write what you do
in the order you do
it. Number each
step.

A procedure tells how to do
something. It has:

- a goal or aim
- a list of materials and equipment
needed
- steps in order
- steps that tell how, when and where
- steps written as commands
- time words
- pictures and diagrams.



My stuff

Interesting things I've read, seen or done lately.

Books read

poetry

cool games

photos

UNIT 7: DRY AND WET AND DRY AGAIN



The best part was

The hardest part was

The easiest part was

Most interesting fact

1 2 3 4 5 6 7 8 9 10

Unit 8: Pancake Tuesday



The best part was

The hardest part was

The easiest part was

Most interesting fact

1 2 3 4 5 6 7 8 9 10

19
drawings **DIARY**
plays



Cut and stick
pictures from
magazines or
newspapers.

GREAT WEBSITES



Assessment: Units 7 and 8

Print your name here:

(First name)

(Family name)

This is a test to see how well you understand what you have read, and to see what you know about using language, spelling and punctuation. It is also a writing test.

Instructions

Read each question carefully. Some questions will ask you to read a text from another page in this book before answering.

Use a pencil. **DO NOT** use a pen. If you make a mistake, rub it out and try again.

There are three different ways to show your answer:

- Shade the bubble next to the correct answer. ☐
- Write a word in a box.
- Write a number in a box.

Start of test

Read *Seasons in Kakadu National Park, Australia* on page 69, and answer questions 1 to 4.

1 The season that comes after Banggerreng is

- ☐ Yegge.
- ☐ Gudjewd.
- ☐ Gunumeleng.

2 The magpie geese get fat in

- ☐ Yegge.
- ☐ Wurrheng.
- ☐ Gunumeleng.

3 A good time for hunting snakes is

- ☐ Gurrung.
- ☐ Wurrheng.
- ☐ Gunumeleng.

4 The Kakadu region is

- ☐ always dry.
- ☐ the dry season.
- ☐ part of the Northern Territory.

5 How many syllables are in the word *magpie*?

- ☐ two
- ☐ three
- ☐ four

6 How many syllables are in the word *waterlily*?

- ☐ two
- ☐ three
- ☐ four

7 How many syllables are in the word *Kakadu*?

- ☐ two
- ☐ three
- ☐ four

Read questions 8 to 10, and write the conjunction from each sentence in the box.

8 *There was lots of rain and it flooded.*

9 *It rained so the grasshoppers came out.*

10 *There is a dry season, then there is a wet season.*

Read questions 11 to 14, and choose the type of each sentence.

11 *She made pancakes.*

- ☐ question
- ☐ command
- ☐ statement

12 *Can I help you?*

- ☐ question
- ☐ statement
- ☐ exclamation

13 *Wash the dishes now!*

- ☐ question
- ☐ command
- ☐ exclamation

14 *Help, it's spilling!*

- ☐ command
- ☐ statement
- ☐ exclamation

Read questions 15 to 18, and choose the punctuation mark missing from each sentence.

15 *They ate the pancakes__*

- ☐ full stop (.)
- ☐ exclamation mark (!)
- ☐ comma (,)

16 *Why did you make pancakes__*

- ☐ question mark (?)
- ☐ full stop (.)
- ☐ comma (,)

17 *Yuck, I hate pancakes__*

- ☐ full stop (.)
- ☐ exclamation mark (!)
- ☐ comma (,)

18 *You need egg__milk and flour to make pancakes.*

- ☐ full stop (.)
- ☐ exclamation mark (!)
- ☐ comma (,)

Assessment: Units 7 and 8

The spelling mistakes in these sentences have been circled. Write the correct spelling for each circled word in the box.

- 19** Slowly por the mixture into the flour.

- 20** Flip the pancake ova.

- 21** This is in yor canteen.

- 22** The pancake recipe on page 76 is a

- ☐ narrative.
- ☐ recount.
- ☐ procedure.

- 23** The pancake recipe tells you

- ☐ all about pancakes.
- ☐ how to make pancakes.
- ☐ who likes pancakes.

- 24** Which word completes this sentence?

The magpie geese are _____ fat.

- ☐ got
- ☐ get
- ☐ getting

25 Write a procedure that tells how to make a sandwich.

Tips

- Use dot points to list tools and ingredients.
- Write ingredients in the order they are needed.
- Write steps in the right order.
- Number each step.
- Draw a picture for each step on a separate piece of paper.

How to Make a Sandwich

What you need:

Ingredients

Tools

What you do:
