

# APRIL

## fluency passages

My room. I ran into my room and pulled the curtains. Oh no! I had overslept! I got on my clothes, brushed my teeth, and grabbed my backpack. I grabbed a banana for breakfast and ran to the door. My mom was smiling at me. "April Fools!" she said. "Today is Saturday!"

one

What did Mom open?

two

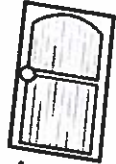
What did the author grab for breakfast?

three


What did Mom say?



ran



door



curtains



brushed



backpack

# TAKING A CLOSER LOOK

## "Practically 1<sup>st</sup> Grade" Passages Option 1

Name \_\_\_\_\_

10 Monthly  
Thematic  
Titles

### Happy Earth Day

On Earth Day, we think about ways to help take care of the earth. This year, my friends and I are going to pick up litter at the park. We are also going to make crafts using things we found around the house. When you reuse old things, it helps the earth. Every day should be Earth Day!



What do people think about on Earth Day?



What is the author going to do at the park?



What is the author going to make crafts from?

### Vocabulary



Earth



friends



litter



park



crafts



house

Vocabulary  
Words with  
Pictures

Three  
omprehension  
Questions

# TAKING A CLOSER LOOK

## "Practically 1<sup>st</sup> Grade" Passages Option 2

Name \_\_\_\_\_

10 Monthly  
Thematic  
Titles

### April Fool's Fun

My mom ran into my room to wake me. She opened the door and the curtains. Oh no! I had overslept! I got on my clothes, brushed my teeth, and grabbed my backpack. I grabbed a banana for breakfast and ran to the door. My mom was smiling at me. "April Fools!" she said. "Today is Saturday!"

Multiple Choice  
Questions

1. Who woke up the author?
  - a. mom
  - b. dad
  - c. sister
2. What did Mom open?
  - a. door
  - b. curtains
  - c. Both A and B

Fill in the Blank  
Questions

3. The author grabbed a \_\_\_\_\_ for breakfast.  
(banana, bagel)
4. They brushed their \_\_\_\_\_ and ran to the door.  
(hair, teeth)

Short Answer  
Question

5. What did Mom say?

---

---

---

---

---

© Education to the Core


### Vocabulary



ran



door



curtains



brushed



backpack



breakfast


Vocabulary  
Words with  
Pictures

# APRIL

## *"Practically 1<sup>st</sup> Grade" Passages*


- 1 April Fool's Fun
- 2 Happy Earth Day
- 3 I am a Poet
- 4 Frank Loves Spring
- 5 A Trip to the Zoo
- 6 Habitats
- 7 At the Aquarium
- 8 Arbor Day
- 9 The Life Cycle of a Frog
- 10 Spring

Count the number of bottles. Write the number in the box.

1  =

2  =

3  =


4  =

5  =

6  =



Draw 10 bottles on the wall.





Count the frogs and put an X over one frog.



Color the remaining frogs.



Write the answer on the blank line.

1



$$5 - 1 = \underline{\quad 4 \quad}$$

2



$$4 - 1 = \underline{\quad 3 \quad}$$

3



$$3 - 1 = \underline{\quad 2 \quad}$$

4




$$2 - 1 = \underline{\quad 1 \quad}$$

5



$$1 - 1 = \underline{\quad 0 \quad}$$



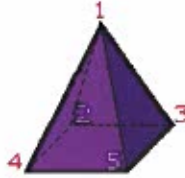
# Explanations: Geometry - Shapes

1. A rectangle has 4 sides.

The door below has 4 sides. The door looks like a rectangle.



2. Start at the top of the pyramid and count the number of corners.



So, the pyramid shown has 5 corners.

3. Find the triangle in the picture. The pillow on the right looks like a triangle, because it has 3 sides.

The shape behind the triangle looks like a square, because it has 4 sides that are the same length.

So, the shape that is behind the triangle is a **square**.

4. Find the cylinder in the picture. The toy on top looks like a cylinder, because it has 2 round bases and a curved face.

The shape beside the cylinder looks like a cone, because it has 1 round base and a curved face that comes to a point.

So, the shape that is beside the cylinder is a **cone**.

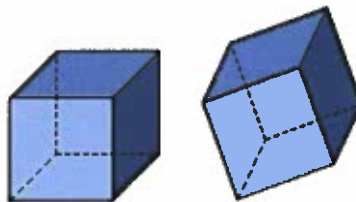
5. Find the rectangle in the picture. The door looks like a rectangle, because it has 4 sides.

The shape below the rectangle looks like a circle, because it is round.

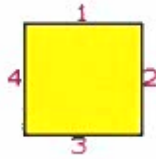
So, the shape below the rectangle is a **circle**.

6. A cube has 6 faces that are all squares. A cube can be turned and will look different, but it will still have 6 faces that are all squares.

The shapes below are cubes. Each shape has 6 faces that are squares.




7. Start at the top of the square and count the number of sides.



So, a square has 4 sides.


8. A square has 4 sides that are the same length. A square can be turned and will look different, but it will still have 4 sides that are the same length.

The shapes below are squares. Each shape has 4 sides that are the same length.



9. A cube has 6 faces that are all squares.

The table below has 6 faces that are all squares. The table below looks like a cube.



10. A solid shape is three-dimensional.

The shape below is solid.





## **Answers: Geometry - Shapes**

- 1. C**
- 2. B**
- 3. A**
- 4. B**
- 5. A**
- 6. B**
- 7. C**
- 8. B**
- 9. C**
- 10. B**

## Answers

1. C
2. B
3. A
4. D
5. B
6. C
7. D
8. B
9. B
10. D



## **Answers: Reading - Parts of a Book**

- 1. B**
- 2. A**
- 3. B**
- 4. A**
- 5. C**
- 6. B**
- 7. C**
- 8. B**
- 9. B**
- 10. C**