

# Hillcrest

Elementary School



**Packet for Mr. Harrison's Class GROUP 1**  
***Paquete para GRUPO 1 en la clase de Mr. Harrison***







## **Peekskill City School District**

*Our mission is to educate and empower all students to strive for excellence as life-long learners who embrace diversity and are contributing members of a global society.*

**Randy Lichtenwalner**  
Principal

**Shannon O'Grady**  
Assistant Principal

**Hillcrest Elementary School, 4 Horton Drive, Peekskill, NY 10566**  
**Phone: (914) 739-2284 Fax: (914) 737-9053**  
**Email: [rlichtenwalner@peekskillschools.org](mailto:rlichtenwalner@peekskillschools.org)**  
**Email: [sogrady@peekskillschools.org](mailto:sogrady@peekskillschools.org)**

April 7, 2020

Dear Hillcrest Families,

The Peekskill City School District and Hillcrest Elementary are committed to providing instructional resources to our students for use during school closures. Our teachers have worked to create a packet of instruction that your child can use on a daily basis. We have included reading, writing, math and more.

In addition to books and worksheets, we have provided a list of online resources that we use at school and your child is familiar with and enjoys learning from. Each student has their own login and we have provided directions to our website for online access.

The information contained in this packet will be provided online on our school page as well. Please have your child work for a minimum of one hour a day on the packet. In addition, your child should read for at least 30 minutes, as well as work online if feasible via the websites provided.

If you have any questions, please reach me via email at [rlichtenwalner@peekskillschools.org](mailto:rlichtenwalner@peekskillschools.org).

We thank you for your partnership during this extraordinary time in our city and country.

Sincerely,

Randy Lichtenwalner  
Principal



## **Peekskill City School District**

*Our mission is to educate and empower all students to strive for excellence as life-long learners who embrace diversity and are contributing members of a global society.*

**Randy Lichtenwalner**  
Principal

**Shannon O'Grady**  
Assistant Principal

**Hillcrest Elementary School, 4 Horton Drive, Peekskill, NY 10566**  
**Phone: (914) 739-2284 Fax: (914) 737-9053**  
**Email: [rllichtenwalner@peekskillschools.org](mailto:rllichtenwalner@peekskillschools.org)**  
**Email: [sogrady@peekskillschools.org](mailto:sogrady@peekskillschools.org)**

07.abril.2020

Estimadas Familias de Hillcrest,

El Distrito Escolar de la Ciudad de Peekskill y la Escuela Elemental Hillcrest se comprometen a proporcionar recursos de instrucción a nuestros estudiantes para usar durante el cierre de la escuela. Nuestros maestros han trabajado para crear un paquete de instrucción que su hijo pueda usar a diario. Hemos incluido lectura, escritura, matemáticas, y mas.

Además de libros y hojas de trabajo, hemos proporcionado una lista de recursos en línea que usamos en la escuela y si hijo está familiarizado y le gusta usar a aprender. Cada estudiante tiene su nombre de usuario y hemos proporcionado instrucciones en la página electrónica de nuestra escuela para acceder en la computadora.

La información contenida en este paquete también se proporcionará en el internet en las páginas de nuestra escuela. Haga que su hijo trabaje durante un mínimo de una hora al día en el paquete. Además, su hijo debe leer durante al menos 30 minutos, así como trabajar en línea si es posible a través de los sitios web proporcionados.

Si tiene alguna pregunta, comuníquese conmigo por correo electrónico a [rllichtenwalner@peekskillschools.org](mailto:rllichtenwalner@peekskillschools.org).

Le agradecemos su colaboración durante este tiempo extraordinario en nuestra ciudad y país.


Sinceramente,

Randy Lichtenwalner  
Director

# APRIL

## fluency passages

My mom ran into my room to wake me. She opened the door and the curtains. Oh no! I had overslept! I got on my clothes, brushed my teeth, and grabbed my backpack. I grabbed a banana for breakfast and ran to the door. My mom was smiling at me. "April Fools!" she said. "Today is Saturday!"



What did Mom open?



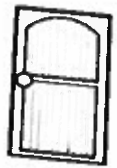
What did the author grab for breakfast?




What did Mom say?



ran



door



curtains



brushed



backpack



## April Fool's Fun

My mom ran into my room to wake me. She opened the door and the curtains. Oh no! I had overslept! I got on my clothes, brushed my teeth, and grabbed my backpack. I grabbed a banana for breakfast and ran to the door. My mom was smiling at me. "April Fools!" she said. "Today is Saturday!"



What did Mom open?



What did the author grab for breakfast?

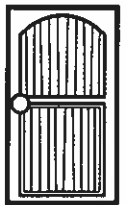


What did Mom say?


## Vocabulary



ran



door



curtains



brushed



backpack



breakfast

# Happy Earth Day

On Earth Day, we think about ways to help take care of the earth. This year, my friends and I are going to pick up litter at the park. We are also going to make crafts using things we found around the house. When you reuse old things, it helps the earth. Every day should be Earth Day!



What do people think about on Earth Day?



What is the author going to do at the park?



What is the author going to make crafts from?


## Vocabulary



Earth



friends




litter



park



crafts



house

# I am a Poet

Writing is my favorite thing to do. I like writing poems best of all. I like to write poems because they are short. I write poems every day! Sometimes my poems are funny. Sometimes they are about things that make me happy or things that make me sad. I am a poet!



What is the author's favorite thing to do?



Why does the author like to write poems?




What kind of poems does the author write?

## Vocabulary



writing



short



funny



happy



sad



poet



# Frank Loves Spring

Frank the Frog loved spring more than any other season. He liked to watch the little frogs play in the pond. He liked the smell of the flowers blooming. He liked the warm sunshine on his back. Frank loved everything about the spring.



What was Frank's favorite season?




What did Frank like to watch?




What did Frank like to smell?

## Vocabulary



frog



spring




watch



pond



smell



sunshine

# A Trip to the Zoo

My class is going to the zoo. We will ride on the bus to get there. I want to see the tigers and the giraffes. My friend wants to see the lions and the elephants. The zoo is the best place to go!



Where is the class going?



How will the class get there?




What does the author want to see?

## Vocabulary



zoo



bus




tigers



giraffes



lions



elephants

# Habitats

There are many different habitats on earth. Plants and animals live in all of these habitats. Hot, dry areas are called deserts. Rain forests are warm, wet places. Some other habitats are forests, mountains, and polar ice. They all have different kinds of plants and animals living there, and they are all important to our planet!



What is a hot, dry area called?




What are warm, wet places called?




What are some other habitats on earth?

## Vocabulary



desert




rain forest



forest



mountain



polar ice



planet

# At The Aquarium

I went to the aquarium with my aunt. We saw a lot of fish. There were big fish and small fish! We also saw jellyfish. They have long tentacles and are so pretty! My favorite was the sharks. I think sharks are very cool.



Who went to the aquarium with the author?

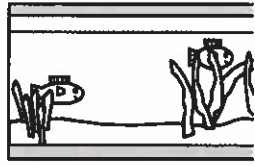


What did they see at the aquarium?



What was the author's favorite thing at the aquarium?

## Vocabulary




aquarium



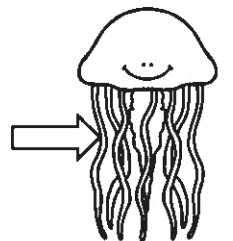
aunt




fish



jellyfish



tentacles



sharks

# Arbor Day

Arbor Day is a special day where we learn about trees. Many people plant trees on Arbor Day. Trees are important to the earth. Trees make oxygen for us to breathe! They also give us shade on hot days. They can also grow fruits like cherries and apples.



What is Arbor Day?



What do some people do on Arbor Day?




Why are trees important?

## Vocabulary



learn




trees



plant



breathe



shade








fruit

# The Life Cycle of a Frog

Frogs start off their lives as eggs. A mother frog lays her eggs in the water. When the eggs hatch, a tadpole comes out. As the tadpole grows, it turns into a frog. Then, the frog lays eggs in the water and it starts all over!

Vocabulary



How do frogs start their lives?



Where do mother frogs lay their eggs?



What comes out of the eggs?

# Spring

We have four seasons: spring, summer, winter, and fall. Spring is the season when it starts to get warmer. Many animals have their babies in the spring. Trees start to grow new leaves and flowers start to bloom. The spring months are March, April, and May.



What are the four seasons?




What happens to trees in spring?




What are the spring months?


Vocabulary




seasons



animals



babies



leaves



flowers



bloom

the 1990s, the number of people in the UK who are employed in the public sector has increased by 1.5 million, from 2.5 million in 1980 to 4 million in 1998. The public sector has also become a major employer of women, with 60% of public sector employees being women in 1998, compared with 55% in 1980.

There are a number of reasons why the public sector has become a major employer of women. One reason is that the public sector has a high proportion of jobs that are traditionally considered to be 'female' jobs, such as teaching, nursing, and social work. Another reason is that the public sector has a high proportion of jobs that are part-time or flexible, which are more likely to be taken up by women. A third reason is that the public sector has a high proportion of jobs that are in the service sector, which is also a major employer of women.

The public sector has also become a major employer of women because of the increasing demand for public services. As the population has aged, there has been a corresponding increase in the demand for public services, such as health care and social care. This has led to a corresponding increase in the number of people employed in the public sector, and a corresponding increase in the number of women employed in the public sector.

The public sector has also become a major employer of women because of the increasing demand for public services. As the population has aged, there has been a corresponding increase in the demand for public services, such as health care and social care. This has led to a corresponding increase in the number of people employed in the public sector, and a corresponding increase in the number of women employed in the public sector.

The public sector has also become a major employer of women because of the increasing demand for public services. As the population has aged, there has been a corresponding increase in the demand for public services, such as health care and social care. This has led to a corresponding increase in the number of people employed in the public sector, and a corresponding increase in the number of women employed in the public sector.

The public sector has also become a major employer of women because of the increasing demand for public services. As the population has aged, there has been a corresponding increase in the demand for public services, such as health care and social care. This has led to a corresponding increase in the number of people employed in the public sector, and a corresponding increase in the number of women employed in the public sector.

The public sector has also become a major employer of women because of the increasing demand for public services. As the population has aged, there has been a corresponding increase in the demand for public services, such as health care and social care. This has led to a corresponding increase in the number of people employed in the public sector, and a corresponding increase in the number of women employed in the public sector.

The public sector has also become a major employer of women because of the increasing demand for public services. As the population has aged, there has been a corresponding increase in the demand for public services, such as health care and social care. This has led to a corresponding increase in the number of people employed in the public sector, and a corresponding increase in the number of women employed in the public sector.


The public sector has also become a major employer of women because of the increasing demand for public services. As the population has aged, there has been a corresponding increase in the demand for public services, such as health care and social care. This has led to a corresponding increase in the number of people employed in the public sector, and a corresponding increase in the number of women employed in the public sector.

The public sector has also become a major employer of women because of the increasing demand for public services. As the population has aged, there has been a corresponding increase in the demand for public services, such as health care and social care. This has led to a corresponding increase in the number of people employed in the public sector, and a corresponding increase in the number of women employed in the public sector.


The public sector has also become a major employer of women because of the increasing demand for public services. As the population has aged, there has been a corresponding increase in the demand for public services, such as health care and social care. This has led to a corresponding increase in the number of people employed in the public sector, and a corresponding increase in the number of women employed in the public sector.




Count the number of bottles. Write the number in the box.

1  =

2  =

3  =

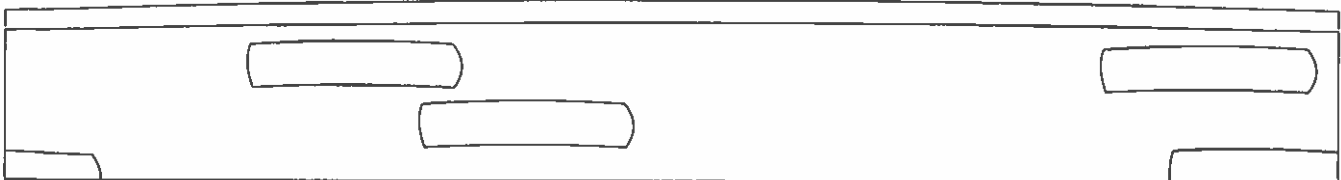
4  =

5  =

6  =



Draw 10 bottles on the wall.





Count the frogs and put an X over one frog.




Color the remaining frogs.



Write the answer on the blank line.

1




$$5 - 1 = \underline{\hspace{2cm}}$$

2




$$4 - 1 = \underline{\hspace{2cm}}$$

3




$$3 - 1 = \underline{\hspace{2cm}}$$

4




$$2 - 1 = \underline{\hspace{2cm}}$$

5



$$1 - 1 = \underline{\hspace{2cm}}$$




# Study Island Kindergarten Geometry - Shapes

Question 1 .

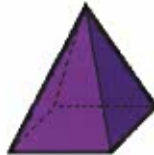


Click on the part of the drawing that looks like a rectangle.



Question 2 .

How many corners does the pyramid below have?

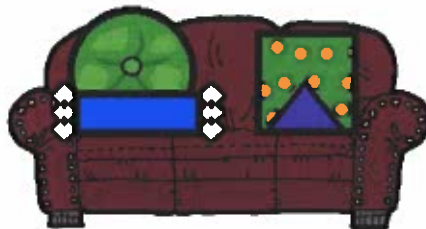


3

5

4

Question 3 .



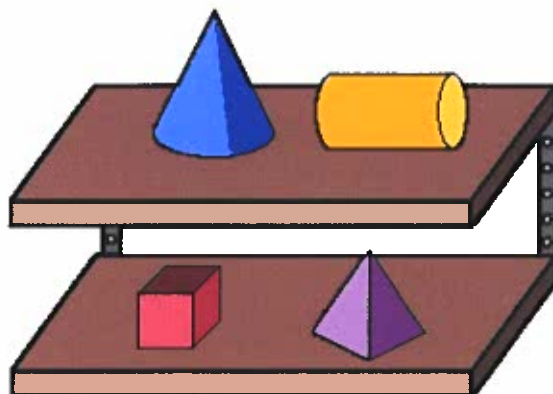
Which shape is behind the triangle?

square

circle

rectangle

Question 4 .



Which shape is beside the cylinder?

cube

cone

pyramid

Question 5 .



Which shape is below the rectangle?

circle

triangle

square

Question 6 .

Which shape below is a cube?



Question 7 .

How many sides does a square have?





3

2

4

Question 8 .

Which shape below is a square?



Question 9 .



Click on the part of the picture that looks like a cube.



**Question 10 .**

Which of the shapes below is solid?





## Capital & Lowercase Words

Look at the first letter. Circle the letter below it that matches it.

1. K

- A. T
- B. G
- C. k
- D. l

2. i

- A. f
- B. l
- C. L
- D. o

3. x

- A. X
- B. z
- C. b
- D. n

4. V

- A. J
- B. c
- C. Y
- D. v

5. W

- A. M
- B. w
- C. N
- D. z

6. Q

- A. g
- B. x
- C. q
- D. o

7. g

- A. S
- B. H
- C. O
- D. G

8. S

- A. Z
- B. s
- C. v
- D. z

9. z

- A. O
- B. Z
- C. S
- D. n

10. r

- A. F
- B. W
- C. L
- D. R

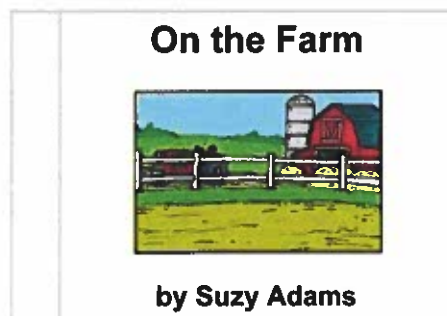


# Explanations: Reading - Parts of a Book

1. Read the title of the book. The title of the book is **On the Farm**. One box shows a picture of a walrus, which lives in the ocean. The other box shows a picture of a pig, which lives on a farm. The pig is the right answer.
2. The cover is the outside of a book. Inside the cover are a book's pages. The correct answer points to the pages in a book, not the cover on the outside of the book.
3. We read stories from left to right and top to bottom. The **first** thing that happened in the story is that it was **wet**. The right answer is the picture that shows that the day was **wet**.
4. We read stories from left to right and top to bottom. The question asks you to choose the **last** thing named in the story. The last thing named in the story is a **book**.
5. We read stories from left to right and top to bottom. The **first** sentence of a story is where you should begin reading. The first sentence in the story is, **I saw a bee**. This is where you should start reading this story.
6. We read sentences from left to right. The question asks you to choose the animal that is named **first** in the sentence. The sentence names the **frog** first.
7. The author of a book is the person who wrote it. **Linda Lee** is the author of this book.
8. A title is the name of a book. The author is the person who wrote the book. **The Funny Cat** is the title of the book. It is at the top of the book cover.
9. We read words from left to right. The question asks you to choose the **last** letter you read in the word **GAME**. The last letter is an **E**.
10. Look at the title and picture on the book. The title of the book is **Humpty Dumpty**. The page that best fits in that book is the page that tells the story of Humpty Dumpty.

# Study Island Kindergarten Reading - Parts of a Book

## Question 1 .



Look at the cover of the book above. Then, click on the character that fits in the book.



## Question 2 .

In which picture below does the arrow point to a book's pages?




## Question 3 .

Click on the picture that tells what happened at the beginning of the story.

Today, was wet.

Then, it got cold.

The stars came out at night.




**Question 4 .**

Click on the picture of the item that is named **last** in the story below.

Dad got a saw.

Mom got a bell.

I got a book.



**Question 5 .**

Look at the story below. Click on the sentence that you should read **first** in the story.

I saw a bee.

It was on the lawn.

It sat on my foot.

It was on the lawn.

It sat on my foot.

I saw a bee.

**Question 6 .**

Read the sentence below. Then, click on the animal that is named **first** in the sentence.

Jill has a frog and a fish.




Question 7 .



Look at the cover of the book above. Then, click on the box that shows the author of the book.

The Birthday		Linda Lee
--------------	---	-----------

Question 8 .



Which part of the book is placed at the top of this book cover?

the author	the title
------------	-----------

Question 9 .




Click on the letter below that you read **last** when you read the word **GAME**.

G	E	A
---	---	---

**Question 10 .**



Look at the cover of the book above. Then, click on the page below that fits in the book.



**Sid uses a bench.**




**Humpty Dumpty sat on a wall.**


## The alphabet

### Lesson 42 • Worksheet 1

1 Complete the alphabet snakes.



2 Draw lines to match.



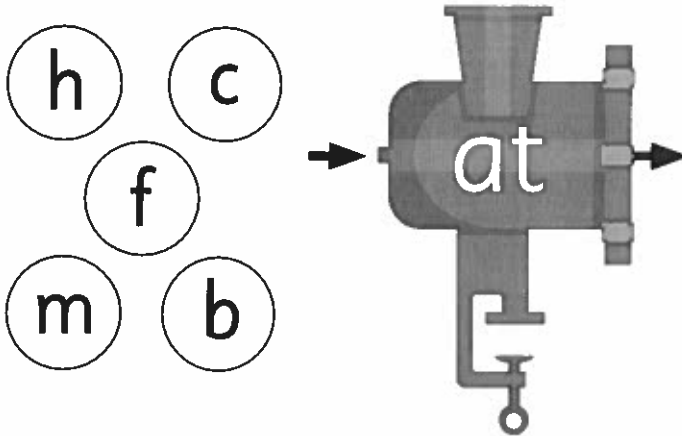
Name \_\_\_\_\_

# a-z

Lesson 42 • Worksheet 2

## Word families

- 1 Join each letter to the **at** machine.  
Write each word you make.



---


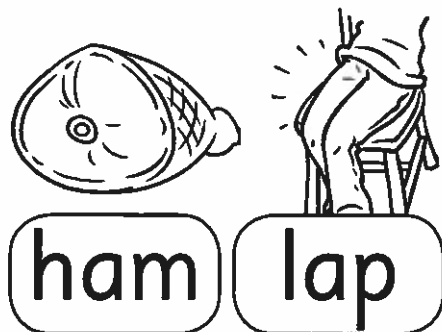
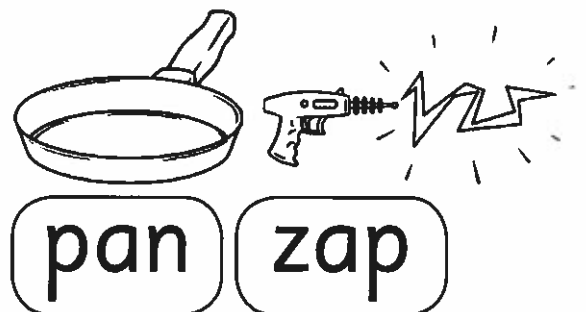
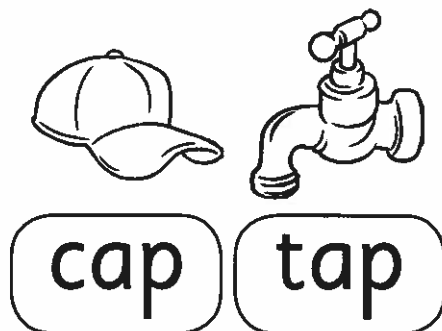
---

---

---

---


- 2 Color the pairs that rhyme.



- 3 Color the **ap** words.




1 Complete each sentence. Draw a picture.



Sam has a

hat.



I can see a

rat.

2 Color the correct word. Cross out the wrong word.

The man had a ran nap.

She sat map in the van.





Name \_\_\_\_\_

# a-z

Lesson 42 · Worksheet 4

## Check

1 Draw lines to match.

e	k	q	a	y	n
K	E	Y	Q	N	A

2 Color **at** words = red **an** words = blue.

cat	hat	man	fan
van	rat	pan	tan

3 Complete the sentences.

hat fat can

I \_\_\_\_\_ see Sam.

She has a \_\_\_\_\_.

The rat is \_\_\_\_\_.


# Dd

Name \_\_\_\_\_


## Phonemic awareness

### Lesson 23 • Worksheet 1

1 Color the pictures that begin with **d**.



2 Match each letter to a picture.



3 Circle every **D**.

D D A D D  
C D B O J

How many? \_\_\_\_

Circle every **d**.

d c d d c  
d a e b d

How many? \_\_\_\_

Name \_\_\_\_\_

## Handwriting

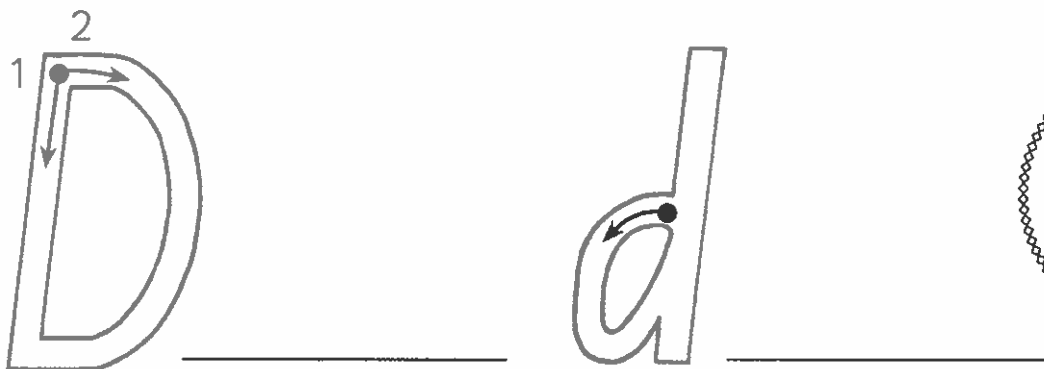
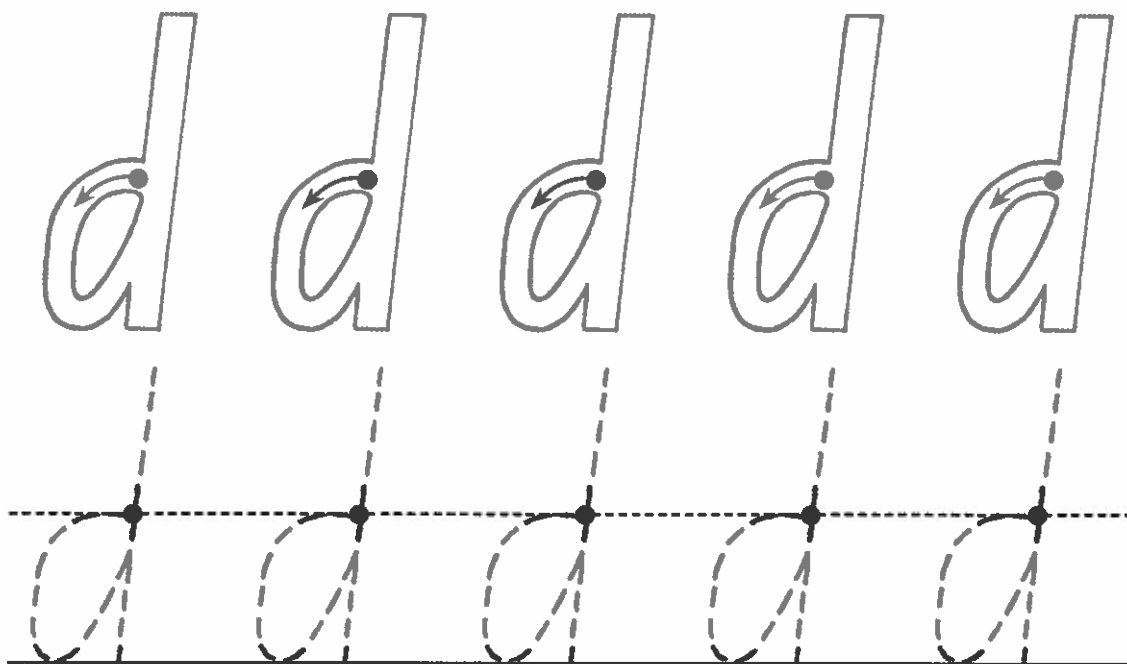
# Dd

Lesson 23 • Worksheet 2

1 Trace the dinosaurs.



2 Trace and write.



Circle  
your best  
letter.

# Dd

Name \_\_\_\_\_


## Initial and end sounds

### Lesson 23 • Worksheet 3


1 Add **d** and read the word.



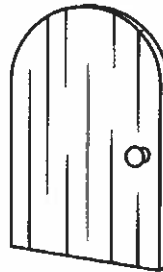
   *d*   og




      olphin



      uck



      oor




      rum



      inosaur



sa      



see      

2 Write words that end with **d**.

\_\_\_\_\_

\_\_\_\_\_

Name \_\_\_\_\_

# Dd


Lesson 23 • Worksheet 4

## Check


1 Circle the **beginning** sound.



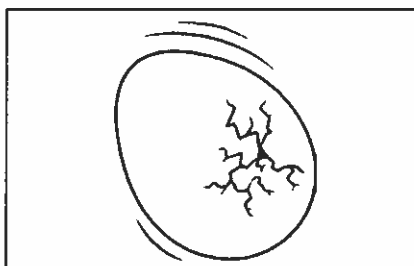
p m d



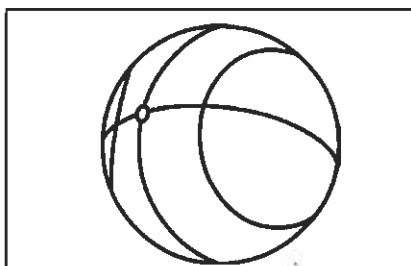
t v s



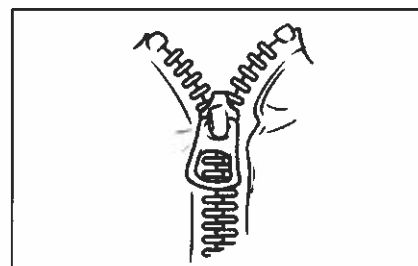
h b d




i e a



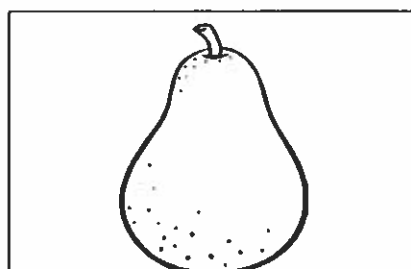
b n v




t s z



v z r



b p d



n m h

2 Write three words that use these letters.




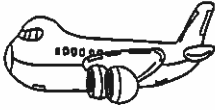


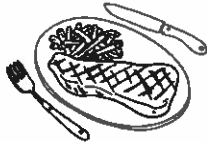

a b c d e f h i m n p r s t v z

# Homophones

## 1. Copy each list word.

sale	_____	steal	_____	sight	_____
sail	_____	flee	_____	site	_____
meet	_____	flea	_____	toe	_____
meat	_____	hole	_____	tow	_____
plane	_____	whole	_____	rain	_____
plain	_____	pray	_____	rein	_____
steel	_____	prey	_____		

## 2. Circle the right word.

	flea flee		hole whole		tow toe
	plane plain		sail sale		rein rain
	meet meat		steel steal		

## 3. Missing word.

The \_\_\_\_\_ landed safely at the airport.  
 The mole dug a deep \_\_\_\_\_ in the dirt.  
 We watched the boats \_\_\_\_\_ past the harbour.  
 I bought a box of old toys at the garage \_\_\_\_\_.  
 My brother tried to \_\_\_\_\_ my new slinky.



# Homophones

## 4. Word clues. Which word matches?

- a tiny jumping insect with no wings
- leather straps attached to a horse's bridle
- a hard strong metal
- to run away or escape
- an animal that is hunted by another

---

---

---

---

---

## Challenge words

### 5. Copy each challenge word.

wear

---

haul

---

where

---

rays

---

hire

---

raise

---

higher

---

morning

---

hall

---

mourning

---

### 6. Choose it. Circle and rewrite the correct word to complete the sentence.

I eat breakfast in the morning mourning.

---

We enjoyed the warmth of the sun's raise rays.

---

We climbed higher hire up the tree.

---

They have school assemblies in the big haul hall.

---

I didn't know where wear my sister was hiding.

---

### 7. Silly sentences. Use as many challenge words as possible to make a silly story.

---

---

---



# Unit 8: Pancake Tuesday



## Pancake Recipe

Dry and wet ingredients are mixed together to make pancake batter.

The liquid batter becomes a breadlike pancake after it is cooked. Some people enjoy eating pancakes with maple syrup or fruit.

### How to make 12 small pancakes


You will need:

- 1 egg
- 1 cup of milk
- $1\frac{1}{2}$  cups of flour
- 3 tablespoons of sugar
- a pinch of salt
- butter or oil
- a non-stick frying pan, two bowls and a whisk

1 In a small bowl, beat the egg with a whisk and add the milk. Place the flour, sugar and salt in a large bowl.



2 Slowly pour the milk mixture into the flour. Keep stirring all the time until you have a smooth batter.



3 Heat a teaspoon of butter or oil in the frying pan. Add 1 large spoonful of batter to the pan.



4 Cook over medium heat until the bubbles pop. Flip the pancake over and cook on the other side until golden brown.





# This week in your canteen!

## DRINKS

Milk	\$1.00
(choc, straw, banana)	
Juice	\$1.20
(apple, orange or mango)	

## FRUIT

Apple	20c
Banana	30c
Mandarin	30c
Packet of dried apricots	40c

## SANDWICHES

Bread/Roll & Butter	50c
Cheese	\$1.80
Chicken	\$2.50
Ham	\$2.50
Jam	\$1.20
Tomato	\$1.20
Vegemite	\$1.50
Salad	\$2.40
Ham and salad	\$3.50
Chicken and salad	\$3.50

Salad contains: lettuce, carrot, cheese, tomato and beetroot.

Add 10c for a roll.

Add 10c for a toasted sandwich.

## HOT FOOD

Pancakes ONLY ON TUESDAYS

40c each or 3 for \$1.00

Fish Bites 30c each

Pizza Pocket \$1.60

Chicken burger with salad \$3.30





## In the texts

### 1 Read the text on page 76.

- a** What is the title? \_\_\_\_\_
- b** Answer *yes* or *no*. Does the text have:
- a list of ingredients and tools? \_\_\_\_\_
  - numbered steps? \_\_\_\_\_
  - steps that tell how, when and where? \_\_\_\_\_
  - pictures to match each step? \_\_\_\_\_
- c** What is the text type? \_\_\_\_\_
- d** What do you learn by reading this text? \_\_\_\_\_

### 2 Read the text on page 77.

- a** What is the title? \_\_\_\_\_
- b** Is this text a letter, a list or a poem? Circle one.
- c** What do you learn by reading this text? \_\_\_\_\_
- d** Where might you find a text like this? \_\_\_\_\_

### 3 Label the following on pages 76 and 77.

money ☐ sandwich ☐ lunch bag ☐ pen ☐

### 4 Write captions for these photographs.

boy on page 76: \_\_\_\_\_

boy on page 77: \_\_\_\_\_





## Read and learn

**1** Read *Pancake Recipe* and fill in the missing words.

**a** Dry and \_\_\_\_\_ ingredients are \_\_\_\_\_ together  
\_\_\_\_\_ make \_\_\_\_\_ batter.

**b** The dry ingredients you need are flour, \_\_\_\_\_ and \_\_\_\_\_.

**c** The wet ingredients you need are egg, \_\_\_\_\_ and \_\_\_\_\_.

**2** Draw and label the three tools you need to make pancakes.

--	--	--

**3** Write the numbers 1 to 7 in the boxes to show the order of steps.

- ☐ Cook until the bubbles pop.
- ☐ Heat oil or butter in the frying pan.
- ☐ Stir.
- ☐ Beat the egg and milk.
- ☐ Pour the milk mixture into the dry ingredients.
- ☐ Flip the pancake and cook the other side.
- ☐ Add the batter to the pan.

**4** In your own words, tell a classmate how to make pancakes. ☆ Done







**5** Read *This week in your canteen!* Write how much each item costs.

apple juice	\$1.20	d banana milk	
a mandarin		e Vegemite roll	
b ham sandwich		f toasted cheese sandwich	
c chicken burger with salad		g three pancakes	

**6** What types of juice can you buy?

**7** What food is in a salad? l t t c e, c r r t, ch s e,  
t m to, eet oo .

**8** What is in the salad that is not a vegetable?

**9** Can you buy pancakes on Friday?

**10** Complete this lunch order.

I would like:

one apple juice \_\_\_\_\_

one chicken sandwich \_\_\_\_\_

one banana \_\_\_\_\_

Total: \$ \_\_\_\_\_

Write the price  
of each item and  
the total price for  
Samson's lunch.

Also, it is kind to  
write "Thank you"  
on your lunch order  
bag.

Name: Samson Ryan

Class: Year 2, Wombat Room





## Your turn

Write a procedure that shows how to order lunch from the canteen.

Title:

Give your procedure a title that uses the word *How*.

What you need:

Write the materials you need to order lunch. Hint: they are on pages 76 and 77.

What you do:

Write what you do in the order you do it. Number each step.

A **procedure** tells how to do something. It has:

- a goal or aim
- a list of materials and equipment needed
- steps in order
- steps that tell how, when and where
- steps written as commands
- time words
- pictures and diagrams.



# Sentences

A sentence can be a question. **Do you like pancakes?**

A sentence can be a command. **Eat those pancakes now!**

A sentence can be a statement. Pancakes are yummy.

A sentence can be an exclamation. **The pancakes are burning!**

**1** Circle **Q**, **C**, **S** or **E** to show the type of sentence.

**Q** = Question    **C** = Command    **S** = Statement    **E** = Exclamation

**a** We ate all the pancakes.                      **Q**   **C**   **S**   **E**

**b** Are the pancakes ready yet?                      **Q**   **C**   **S**   **E**

**c** Quick, flip the pancake!                      **Q**   **C**   **S**   **E**

**d** Ouch, that pancake is hot!                      **Q**   **C**   **S**   **E**

**2** Write your own sentences about pancakes.

question    **a** \_\_\_\_\_

command    **b** \_\_\_\_\_

statement    **c** \_\_\_\_\_

exclamation    **d** \_\_\_\_\_

**3** A sentence begins with a capital letter.

**a** Check that each of your sentences in question 2 starts with a capital letter. ☆ Done

**b** Read the steps for making pancakes on page 76.

Circle the capital letter at the start of each sentence. ☆ Done





- 4 A sentence ends with a full stop, a question mark or an exclamation mark.** Draw a line to match each punctuation mark with its name.

full stop                      ?

exclamation mark                      .

question mark                      !

- 5 Add punctuation marks to the ends of these sentences.**

**a** I am making pancakes \_\_\_\_\_

**b** Watch out, the batter's spilling \_\_\_\_\_

**c** Would you like maple syrup too \_\_\_\_\_

**d** She ate 25 pancakes \_\_\_\_\_

**e** It's fun to make pancakes \_\_\_\_\_

- 6 A sentence needs to make sense on its own.**

Answer yes or no.

	Does it make sense?	Is it a sentence?
<b>a</b> We made pancakes at school.		
<b>b</b> I love pancakes!		
<b>c</b> On Tuesday		
<b>d</b> those pancakes are		
<b>e</b> Add a pinch of salt.		
<b>f</b> Can you flip a pancake?		
<b>g</b> will the pancake?		
<b>h</b> She burnt the pancakes.		
<b>i</b> It's hot because		



# My stuff

Interesting things I've read, seen or done lately.

Books read

poetry

cool games

photos

UNIT 7: DRY AND WET AND DRY AGAIN




The best part was

The hardest part was

The easiest part was

Most interesting fact



Unit 8: Pancake Tuesday




The best part was

The hardest part was

The easiest part was

Most interesting fact





19  
drawings **DIARY**  
*plays*



Cut and stick  
pictures from  
magazines or  
newspapers.

**GREAT WEBSITES**



# Assessment: Units 7 and 8

Print your name here:

(First name)

(Family name)


This is a test to see how well you understand what you have read, and to see what you know about using language, spelling and punctuation. It is also a writing test.

## Instructions

Read each question carefully. Some questions will ask you to read a text from another page in this book before answering.

Use a pencil. **DO NOT** use a pen. If you make a mistake, rub it out and try again.

There are three different ways to show your answer:

- Shade the bubble next to the correct answer. 
- Write a word in a box. answer
- Write a number in a box. 1

## Start of test

Read *Seasons in Kakadu National Park, Australia* on page 69, and answer questions 1 to 4.

**1** The season that comes after Banggerreng is

- ☐ Yegge.
- ☐ Gudjewd.
- ☐ Gunumeleng.

**2** The magpie geese get fat in

- ☐ Yegge.
- ☐ Wurrheng.
- ☐ Gunumeleng.

**3** A good time for hunting snakes is

- ☐ Gurrung.
- ☐ Wurrheng.
- ☐ Gunumeleng.

**4** The Kakadu region is

- ☐ always dry.
- ☐ the dry season.
- ☐ part of the Northern Territory.

**5** How many syllables are in the word *magpie*?

- ☐ two
- ☐ three
- ☐ four

**6** How many syllables are in the word *waterlily*?

- ☐ two
- ☐ three
- ☐ four

**7** How many syllables are in the word *Kakadu*?

- ☐ two
- ☐ three
- ☐ four

Read questions 8 to 10, and write the conjunction from each sentence in the box.

**8** *There was lots of rain and it flooded.*

**9** *It rained so the grasshoppers came out.*

**10** *There is a dry season, then there is a wet season.*

Read questions 11 to 14, and choose the type of each sentence.

**11** *She made pancakes.*

- ☐ question
- ☐ command
- ☐ statement

**12** *Can I help you?*

- ☐ question
- ☐ statement
- ☐ exclamation

**13** *Wash the dishes now!*

- ☐ question
- ☐ command
- ☐ exclamation

**14** *Help, it's spilling!*

- ☐ command
- ☐ statement
- ☐ exclamation

Read questions 15 to 18, and choose the punctuation mark missing from each sentence.

**15** *They ate the pancakes\_\_*

- ☐ full stop (.)
- ☐ exclamation mark (!)
- ☐ comma (,)

**16** *Why did you make pancakes\_\_*

- ☐ question mark (?)
- ☐ full stop (.)
- ☐ comma (,)

**17** *Yuck, I hate pancakes\_\_*

- ☐ full stop (.)
- ☐ exclamation mark (!)
- ☐ comma (,)

**18** *You need egg\_\_ milk and flour to make pancakes.*

- ☐ full stop (.)
- ☐ exclamation mark (!)
- ☐ comma (,)



## Assessment: Units 7 and 8

The spelling mistakes in these sentences have been circled.  
Write the correct spelling for each circled word in the box.

- 19** Slowly por the mixture into the flour.

- 20** Flip the pancake ova.

- 21** This is in yor canteen.

- 22** The pancake recipe on page 76 is a

- ☐ narrative.
- ☐ recount.
- ☐ procedure.

- 23** The pancake recipe tells you

- ☐ all about pancakes.
- ☐ how to make pancakes.
- ☐ who likes pancakes.

- 24** Which word completes this sentence?

*The magpie geese are \_\_\_\_\_ fat.*

- ☐ got
- ☐ get
- ☐ getting

## 25 Write a procedure that tells how to make a sandwich.

### Tips

- Use dot points to list tools and ingredients.
- Write ingredients in the order they are needed.
- Write steps in the right order.
- Number each step.
- Draw a picture for each step on a separate piece of paper.

### How to Make a Sandwich

#### What you need:

##### Ingredients

---

---

---

---

---

---

---

---

##### Tools

---

---

---

---

---

---

---

---

#### What you do:

---

---

---

---

---

---

---

---

---

---

---

---