

Hillcrest

Elementary School



Packet for Ms. Batiste's Class GROUP 3
Paquete para GRUPO 3 en la clase de Ms. Batiste





Activity Packet for Continued Learning

Spring 2020

Dear Parents Guardians and Families,

In order to continue learning at home, I have found some resources that your child can work on at home. The packet you are receiving has been differentiated based on your child's needs. The packets are called "Independent Study Packet". The packets include reading, math, writing, and other fun activities that they can do. Some of the fun activities require materials you may not have at home; these activities are optional. You have been provided with three weeks of activities. Work on one packet a week.

When you receive the packet, look at the second page that says "Activity Menu". This is just a suggestion for what your child can do daily.

In addition to worksheets, please continue to work on online resources such as www.Raz-kids.com, www.Splashlearn.com, and www.epic.com, to name a few. A list of online resources is also provided on the school's website. Additionally, your child can log into Google Classroom where I will be adding additional materials such as educational videos.

If you have any questions, please reach be via email at rrice@peekskillschools.org.

Thank you so much for your partnership during this time. Stay well.

Sincerely,

A handwritten signature in black ink that reads 'Rachele Rice'.

Ms. Rachele Rice



Peekskill City School District

Our mission is to educate and empower all students to strive for excellence as life-long learners who embrace diversity and are contributing members of a global society.

Randy Lichtenwalner
Principal

Shannon O'Grady
Assistant Principal

Hillcrest Elementary School, 4 Horton Drive, Peekskill, NY 10566
Phone: (914) 739-2284 Fax: (914) 737-9053
Email: rlichtenwalner@peekskillschools.org
Email: sogrady@peekskillschools.org

April 7, 2020

Dear Hillcrest Families,

The Peekskill City School District and Hillcrest Elementary are committed to providing instructional resources to our students for use during school closures. Our teachers have worked to create a packet of instruction that your child can use on a daily basis. We have included reading, writing, math and more.

In addition to books and worksheets, we have provided a list of online resources that we use at school and your child is familiar with and enjoys learning from. Each student has their own login and we have provided directions to our website for online access.

The information contained in this packet will be provided online on our school page as well. Please have your child work for a minimum of one hour a day on the packet. In addition, your child should read for at least 30 minutes, as well as work online if feasible via the websites provided.

If you have any questions, please reach me via email at rlichtenwalner@peekskillschools.org.

We thank you for your partnership during this extraordinary time in our city and country.

Sincerely,

Randy Lichtenwalner
Principal



Peekskill City School District

Our mission is to educate and empower all students to strive for excellence as life long learners who embrace diversity and are contributing members of a global society.

Randy Lichtenwalner
Principal

Shannon O'Grady
Assistant Principal

Hillcrest Elementary School, 4 Horton Drive, Peekskill, NY 10566

Phone: (914) 739-2284 Fax: (914) 737-9053

Email: rlichtenwalner@peekskillschools.org

Email: sogrady@peekskillschools.org

07.abril.2020

Estimadas Familias de Hillcrest,

El Distrito Escolar de la Ciudad de Peekskill y la Escuela Elemental Hillcrest se comprometen a proporcionar recursos de instrucción a nuestros estudiantes para usar durante el cierre de la escuela. Nuestros maestros han trabajado para crear un paquete de instrucción que su hijo pueda usar a diario. Hemos incluido lectura, escritura, matemáticas, y mas.

Además de libros y hojas de trabajo, hemos proporcionado una lista de recursos en línea que usamos en la escuela y si hijo está familiarizado y le gusta usar a aprender. Cada estudiante tiene su nombre de usuario y hemos proporcionado instrucciones en la página electrónica de nuestra escuela para acceder en la computadora.

La información contenida en este paquete también se proporcionará en el internet en las páginas de nuestra escuela. Haga que su hijo trabaje durante un mínimo de una hora al día en el paquete. Además, su hijo debe leer durante al menos 30 minutos, así como trabajar en línea si es posible a través de los sitios web proporcionados.

Si tiene alguna pregunta, comuníquese conmigo por correo electrónico a rlichtenwalner@peekskillschools.org.

Le agradecemos su colaboración durante este tiempo extraordinario en nuestra ciudad y país.

Sinceramente,

Randy Lichtenwalner
Director

Dear Parents,

Our theme this month is earning money. It is also stress awareness month. Complete the following sheets when you can. I would do about three or four sheets a day. Read the book everyday before doing the lessons. Send me pictures.

Also please log onto to google classrooms if you are able to. I have a daily check there, and I also put up some videos about this month's lesson, and they can help with your work.

I miss everyone!

Queridos padres,

Nuestro tema este mes es ganar dinero. También es el mes de la conciencia del estrés.

Complete las siguientes hojas cuando pueda. Haría unas tres o cuatro hojas al día. Lea el libro todos los días antes de hacer las lecciones. Enviame fotos.

También puede iniciar sesión en las aulas de Google si puede. Tengo un control diario allí, y también publico algunos videos sobre la lección de este mes, y pueden ayudarlo con su trabajo. ¡Los extraño a todos!




Mrs. Batiste, Sra. Batiste


Word Definitions

Name: _____

Match each picture/word card to its definition.




To make different




All people



What you feel when you are worried or uncomfortable about something



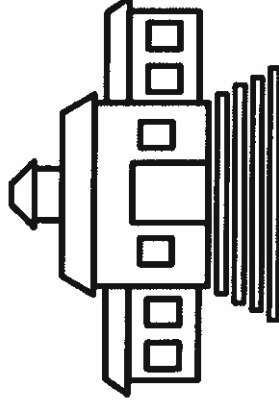

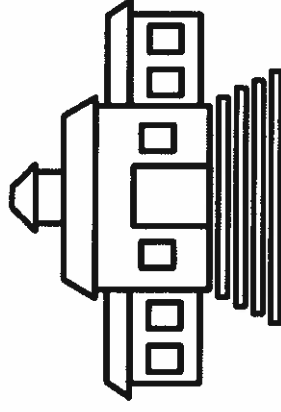

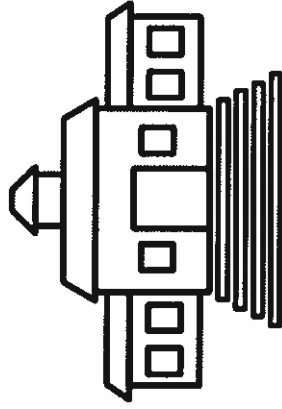
To experience an emotion or sensation



Read and Do

Name: _____

Read each sentence. Do what each sentence says.



1. Draw green grass below the first school.



2. Draw a black plus sign above the last teacher.



3. Color the second school red.



4. Draw a purple square around the first teacher.



5. Draw two blue clouds above the third school.



6. Draw a pink line below the second teacher.

Practice drawing here.

Word Beginnings


Name: _____

1. Say the name of each picture.
2. Put the letter or letters of the beginning sound in each box.


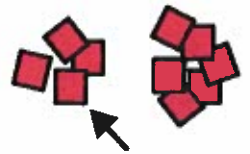
I

h

t



I




Key: learn, talk, homework, test, headache, less, healthy, teacher, lonely

Write the Word

Name: _____

Trace the letters.

stress




stress

everyone



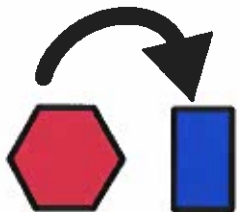
everyone

feel



feel




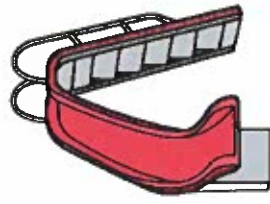
change



change



For hands-on instruction, print, cut out and laminate.

s	side 	ride 	wide 	slide 	sl
side	ride	wide	slide	sl	

Maze

Name: _____

Help the students go to the school.



Which Is Greater?

Name: _____

- Count the items in each row. Place the number in the box.
- Place a checkmark in the small box next to the number that is greater.



Number	Which is greater?
<input type="text"/>	<input type="checkbox"/>



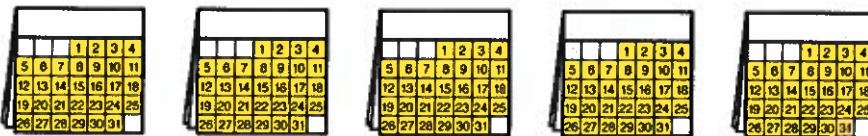
<input type="text"/>	<input type="checkbox"/>
----------------------	--------------------------




<input type="text"/>	<input type="checkbox"/>
----------------------	--------------------------



<input type="text"/>	<input type="checkbox"/>
----------------------	--------------------------



<input type="text"/>	<input type="checkbox"/>
----------------------	--------------------------



<input type="text"/>	<input type="checkbox"/>
----------------------	--------------------------



<input type="text"/>	<input type="checkbox"/>
----------------------	--------------------------



<input type="text"/>	<input type="checkbox"/>
----------------------	--------------------------

Which Is Less?

Name: _____

1. Count the items in each row. Place the number in the box.
2. Place a checkmark in the small box next to the number that is less.



Number	Which is less?
<input type="text"/>	<input type="checkbox"/>



<input type="text"/>	<input type="checkbox"/>
----------------------	--------------------------



<input type="text"/>	<input type="checkbox"/>
----------------------	--------------------------



<input type="text"/>	<input type="checkbox"/>
----------------------	--------------------------



<input type="text"/>	<input type="checkbox"/>
----------------------	--------------------------



<input type="text"/>	<input type="checkbox"/>
----------------------	--------------------------



<input type="text"/>	<input type="checkbox"/>
----------------------	--------------------------




<input type="text"/>	<input type="checkbox"/>
----------------------	--------------------------

Time to the Half Hour

Name: _____

Read the question. Find the answer. Place the time on the clock.

This morning my brother talked to a school counselor. What time did my brother start talking to the school counselor?




10:30

7:30

4:30



This morning my neighbor went for a run to feel less stress. What time did my neighbor start running?




11:30

9:30

8:30



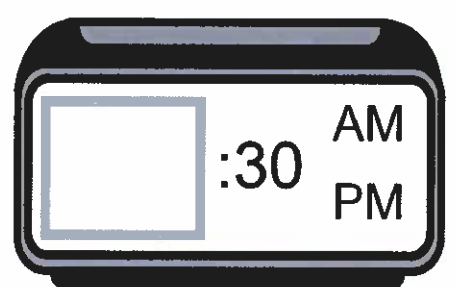
This afternoon a mom helped her kids with their online school lessons. What time did she start helping her kids?




12:30

1:30

3:30



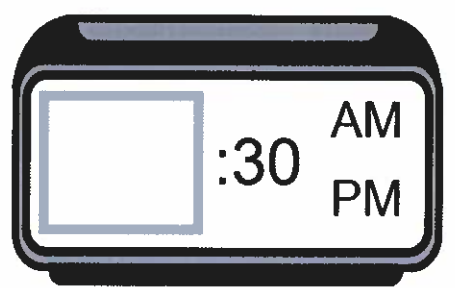
This afternoon my friend read an article about stress. What time did she finish reading the article?




6:30

4:30

5:30



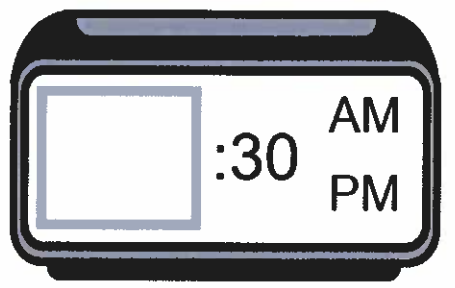
This morning my dad cooked healthy foods for breakfast. What time did he start cooking?



6:30

7:30























5:30

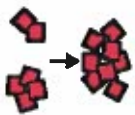


Graphing

Name: _____

- Count the number of symbols in each row. Place that number in the last column.
- Answer the questions about the graph.

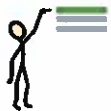
									total
teacher									
school									
test									
home									
month									



1. Which word has the most symbols?



2. Which word has the fewest symbols?



3. What is the highest number?



4. What is the lowest number?



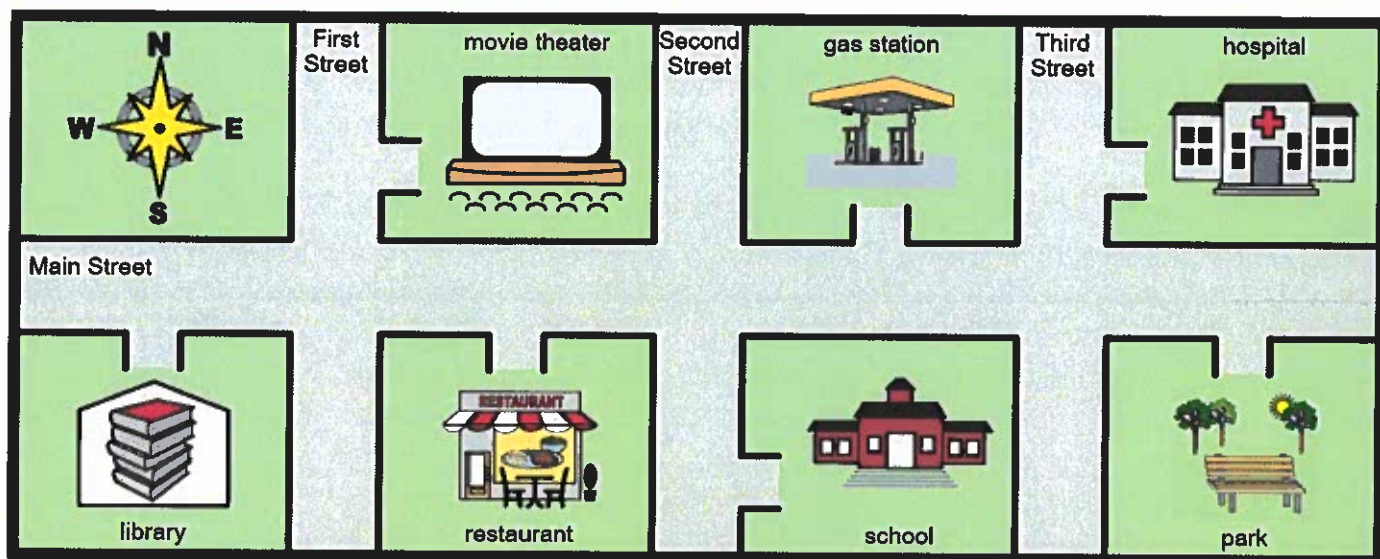
5. Do any words have the same number?

Geography

Name: _____

Use the map to answer the questions.

School 



What place is this page about?

school



gas station



park



Main Street



Second Street



First Street



What street is the school on?

park



restaurant



movie theater



What place is east of the school?

gas station



hospital




library



What place is farthest west?


Clarence Works for Money

Level C



by Emily Weinberger


Illustrated by Alex Wisehart




Clarence wants a toy truck.

It costs \$8.00.

Clarence needs money.




Clarence can do chores to get money.




**Clarence washes the car.
He gets \$2.00.**




**Clarence puts away food.
He gets \$2.00 more.**




**Clarence folds clothes.
He gets \$2.00 more.**




**Clarence washes dishes.
He gets \$2.00 more.**




**Clarence takes out the trash.
He gets \$2.00 more.**




**Clarence has money !
He can buy the toy truck !**



**Clarence buys the toy truck.
He has some money left.**




Should he buy something else ?
Should he save his money ?




The End


Who is in the story?




Where does this story take place?



What does the character do?



What does the character buy?



What Do You Do?

Level E



by Amy Bihn

Illustrated by Alex Wisehart



Every day, Ruby sees her mom leave for work. She wears a suit. She takes a briefcase. What does Ruby's mom do ? Where does Ruby's mom go ?




When Ruby's mom gets home, Ruby asks, "Mom, what do you do?" Ruby's mom says, "I work with a lot of people. I help people get money. I work in a bank."



Ruby's mom also says that she works to earn money. She earns money so they can buy a house, clothes and food.




Every day, Lee sees his dad leave for work. He wears a uniform. He takes a lunch box. What does Lee's dad do ? Where does Lee's dad go ?




When Lee's dad gets home, Lee asks, "Dad, what do you do ?" Lee's dad says, "I work with a lot of people. I use machines. I work in a factory."



Lee's dad also says that he works to earn money. He earns money so they can buy a house, clothes and food.



Every day, Tracy sees her dad leave for work. He wears jeans and a T-shirt. He wears a tool belt. What does Tracy's dad do ? Where does Tracy's dad go ?



When Tracy's dad gets home, Tracy asks, "Dad, what do you do?" Tracy's dad says, "I work for a lot of people. I help build houses. I am a construction worker."



Tracy's dad also says that he works to earn money. He earns money so they can buy a house, clothes and food.



**People have different jobs.
People wear different clothes
to work. What job does your
mom or dad do ?**



The End

1. Where does Ruby's mom work?

bank



store



library



2. What does Ruby's mom earn?

toys



money



time



3. What does Lee's dad do in a factory?

sleep



sing



work



4. What is Tracy's dad's job?

construction
worker



teacher



cook



5. What does Tracy's dad earn money to buy?

air



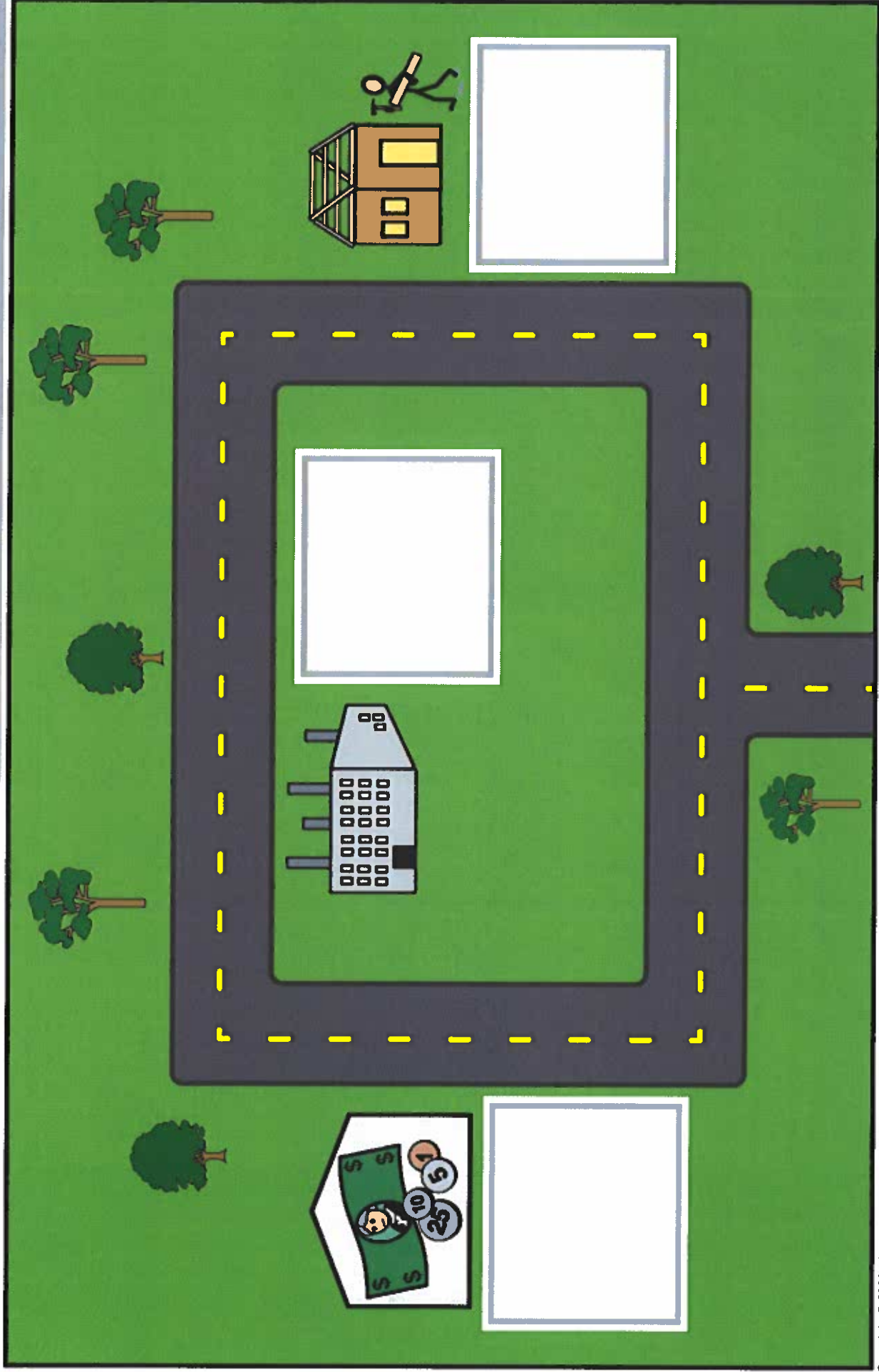
clouds



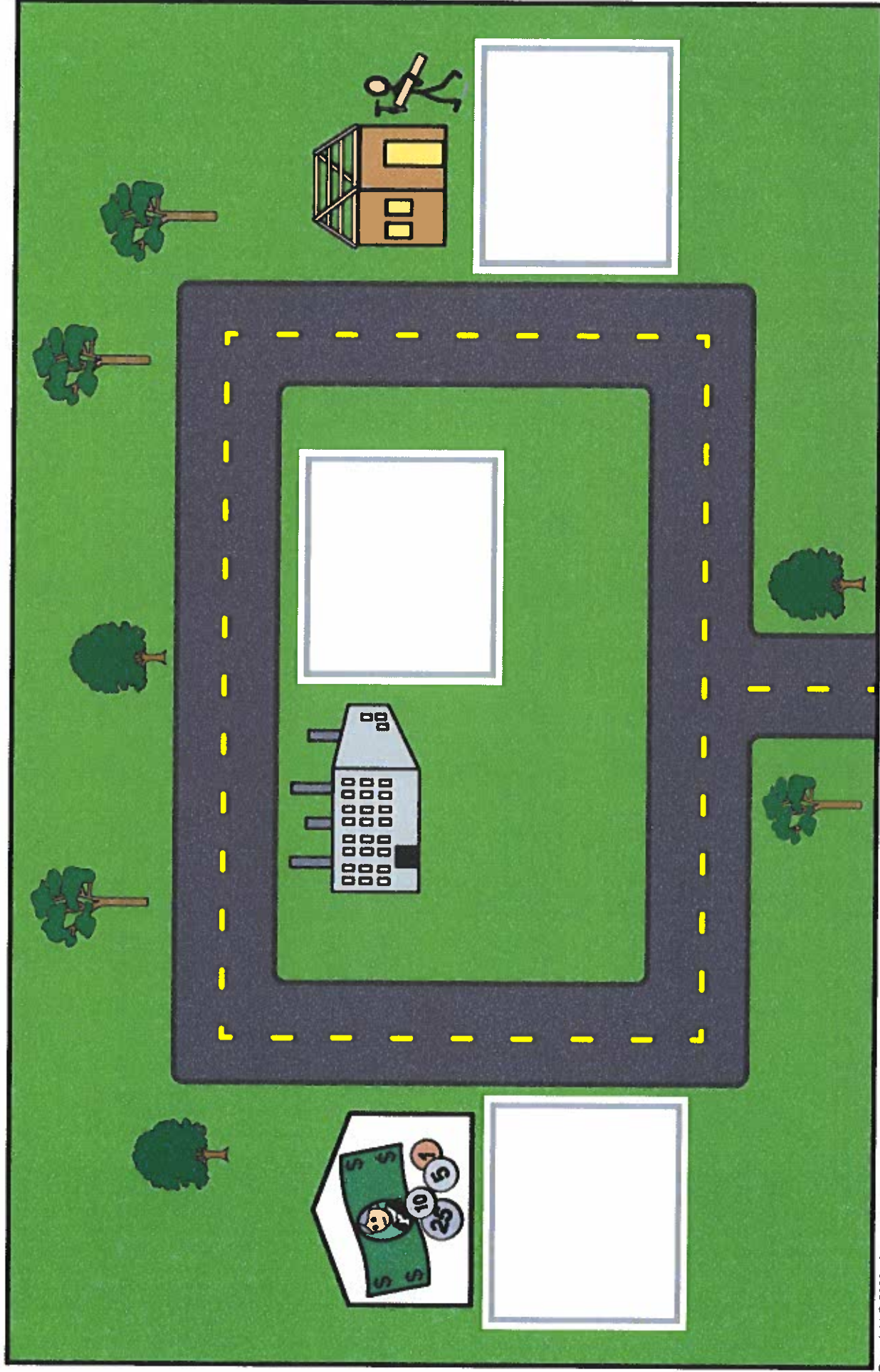
house



What is this story about?











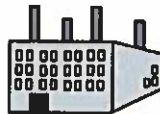



People work different jobs to earn money.





For hands-on instruction, print, cut out and laminate.

banker 	factory worker 	construction worker 	help people get money 
use machines 	help build houses 	suit 	uniform 
tool belt 	bank 	factory 	homes 

People do not work.

People work different jobs to earn money.

People play all day with friends.

Lee's dad



Ruby's mom



Tracy's dad



High-Frequency Spelling List 1

also

get

if

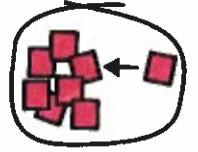
when

so

has

High-Frequency Spelling List 1

also



get



if

if

when

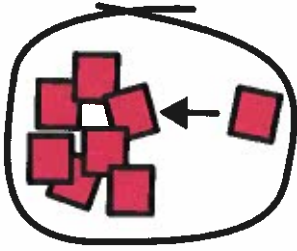


so




has





also




get

if

if



when



so




has

1. I want to  a job.

2. Clarence,  do you want to go shopping?

3. He  washes the dishes.

4. Clarence  \$10.00.

5. Do you know  the shirt has a price tag?

6. People work  they can get money.

1. What word starts like home?

2. What word starts like all?

3. What word rhymes with pen?

4. What word starts like good?

5. What word rhymes with toe?

6. What word ends like stuff?




Fill-In

also		get	if	when	so	has
also		get	if	so	has	
also		get	if	so	has	

Word Study

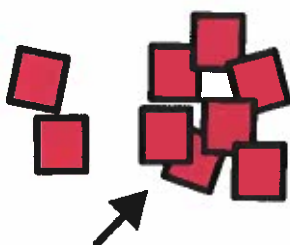
also		get	if	when	so	has
also		get	if	so	has	
also		get	if	so	has	



food



house



more



money




clothes




leave

1. Mop the floors in the



2. My favorite



is pizza.

3. Clarence needs



money for his toy truck.

4. I




for work at 8:00 a.m.

5. I keep



in a bank.

6. I can fold



as a chore.

1. What word starts like ham?

2. What word rhymes with honey?

3. What word starts like farm?


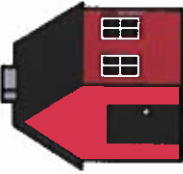
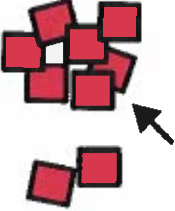









4. What word starts like library?

5. What word starts like clap?



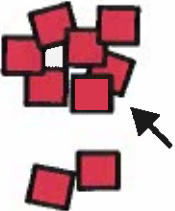









6. What word rhymes with store?




Fill-In


food 	house 	more 	money 	clothes 	leave 
food 	house 	more 	money 	clothes 	leave 
food	house	more	money	clothes	leave

Word Study


food 	house 	more 	money 	clothes 	leave 
food 	house 	more 	money 	clothes 	leave 
food	house	more	money	clothes	leave




I smell a rose.




I smell a rose with my nose.




I use the hose to water the rose.



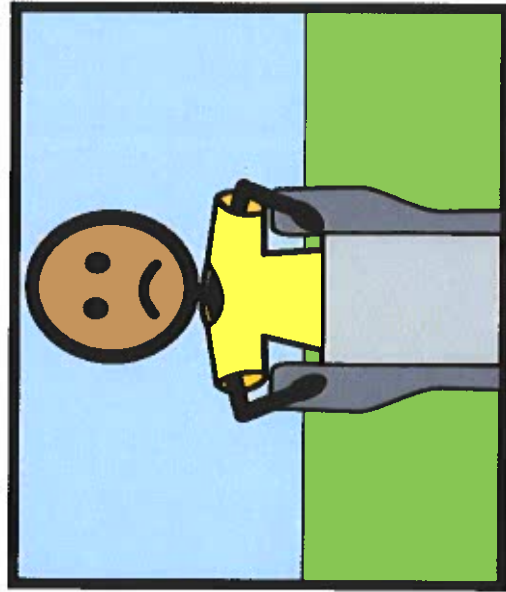
I close the window before I water the rose with the hose.




He wants to ride.



He wants to ride the slide.



The slide isn't wide enough to ride.



He will ride the slide on his side because it isn't wide.




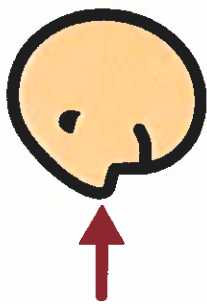

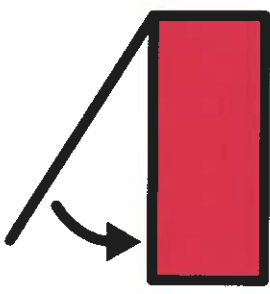
pose



hide

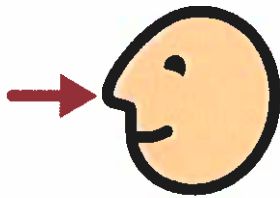


For hands-on instruction, print, cut out and laminate.

r	rose		rose
n	nose		nose
h	hose		hose
cl	close		close



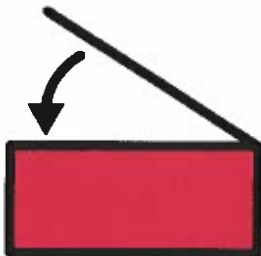
rose



nose




hose




close

1. I smell with my




.

2. I use a




to wash the car.

3. Please




the door.

4. She picks a




from the garden.

1. What word starts like rat?



2. What word starts like clap?



3. What word starts like nickel?


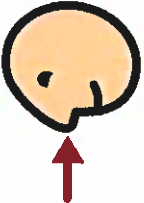

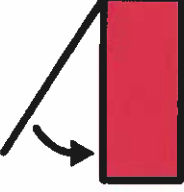



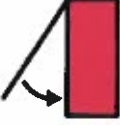


4. What word starts like home?




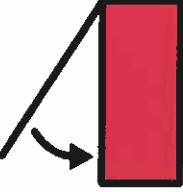



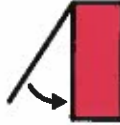




Fill-In

rose 	nose 	hose 	close 
rose 	nose 	hose 	close 
rose	nose	hose	close

Word Study

rose 	nose 	hose 	close 
rose 	nose 	hose 	close 
rose	nose	hose	close

bank




buy



chore



cost



earn



home



job



money



work





Writing Time

Draw a picture of something you want to buy.


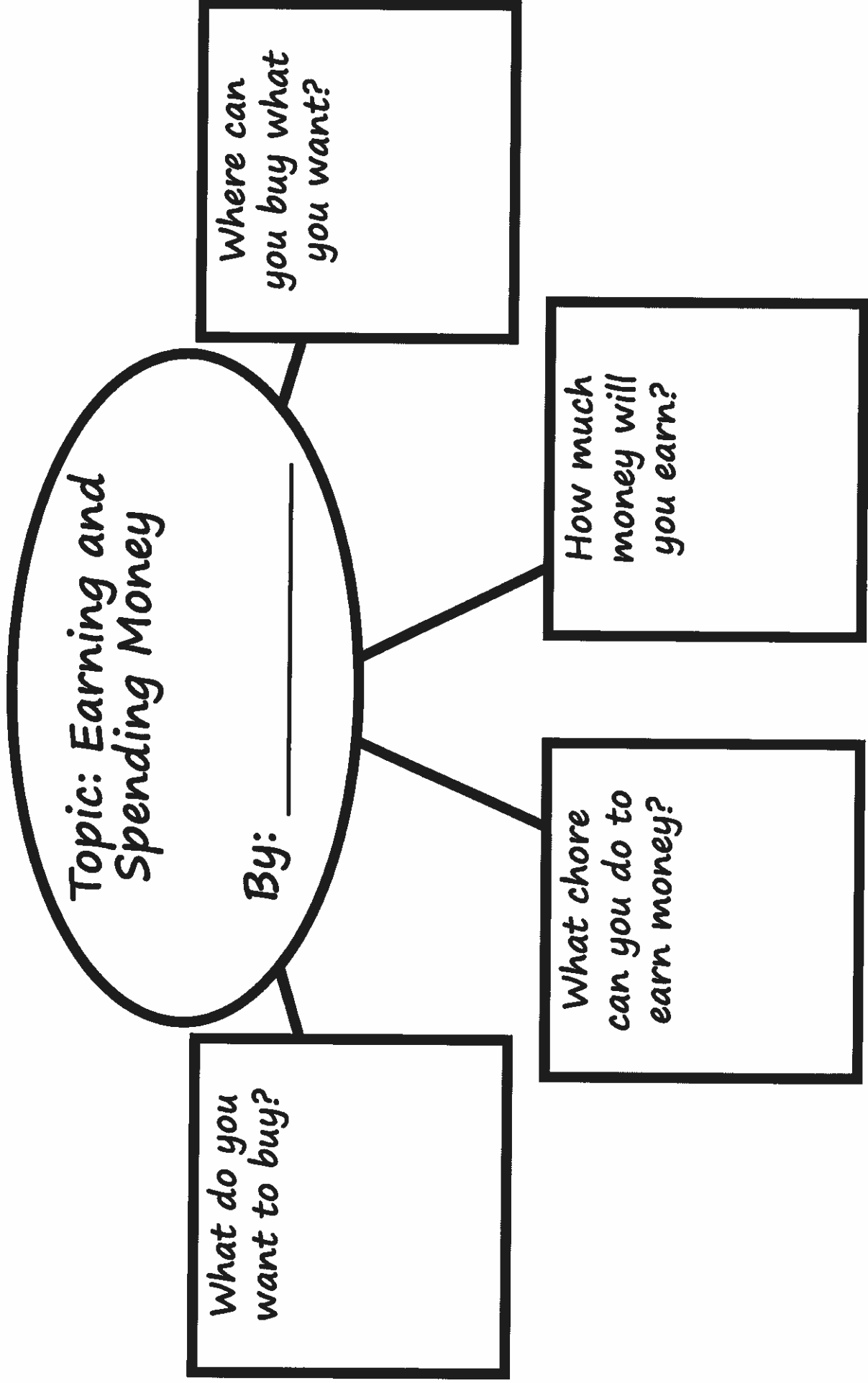


Illustration:




Writing Time





Writing Time

Write a story about earning money to buy something you want.



I want to buy _____.



1 2 3

First, I will _____.



1 2 3

Then, I will earn _____.



1 2 3

Last, I will buy _____ at the _____.





Writing Time - Review and Revise



☐ Do I have a capital letter at the beginning of the sentence?



Do I have a period at the end of the sentence?



Does my sentence make sense when I say it out loud?



Are there any spelling words to check?



Writing Time - Share



See My Writing



Speaker:

Talk loud enough to be heard.

Say your words clearly.

Look at the people you are talking to.




Listener:

Look at the person who is talking.

Listen to what the person is saying.

Ask questions when it is time.



Speaking and Listening with Support:

Pay attention to the person who is talking.

Use your pictures or talker to share your writing.

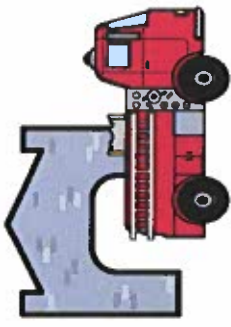
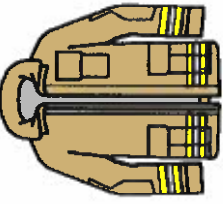
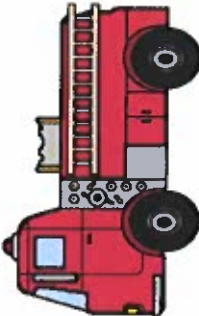
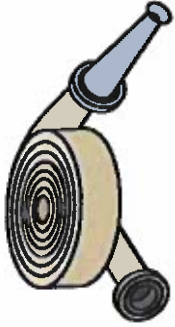



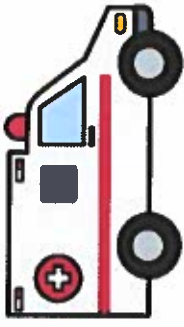
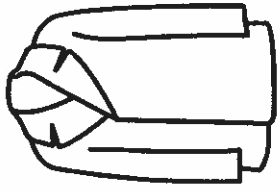

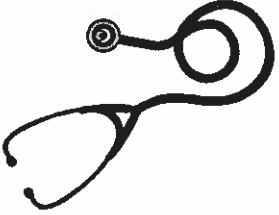

Repeat your message if not understood.



Firefighters



Doctors & Nurses

<p>fire station</p> 	<p>firefighter jacket</p> 	<p>fire truck</p> 	<p>fire hose</p> 
<p>firefighter hat</p> 	<p>fire</p> 	<p>hospital</p> 	<p>ambulance</p> 
<p>white coat</p> 	<p>cast</p> 	<p>stethoscope</p> 	<p>sick</p> 

Paige folds 4 towels.

Drew folds 4 towels.



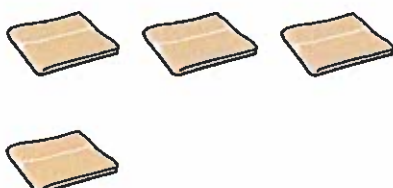
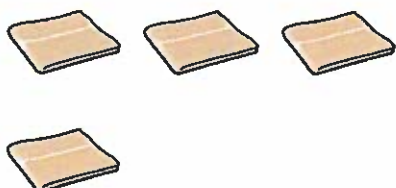
How many altogether?



+



=



Paige puts away 2 sponges.

Drew puts away 1 sponge.



How many altogether?




+



=



Paige counts 8 spray bottles.



Drew counts 5 spray bottles.

How many altogether?

+

Paige folds 13 shirts.




Drew folds 6 shirts.

How many altogether?

+

Paige puts away 15 towels.




Drew puts away 5 towels.



How many altogether?

+



Paige throws away 9 trash bags.



Drew throws away 8 trash bags.



How many altogether?

+



Paige counts 6 sponges.

Drew counts 6 sponges.




How many altogether?



+



=



Paige uses 13 spray bottles.

Drew uses 5 spray bottles.



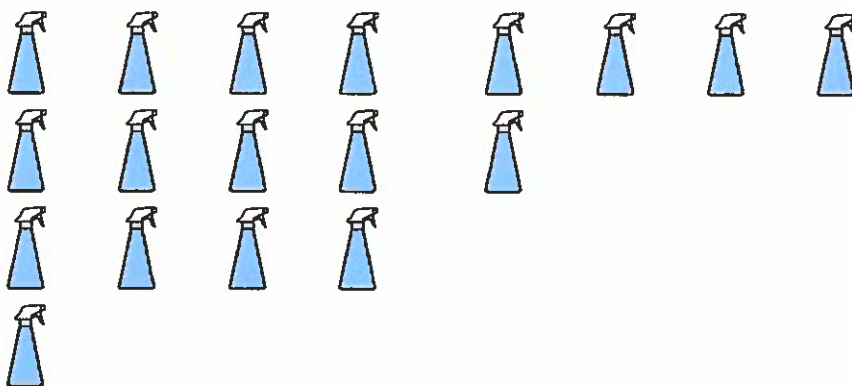
How many altogether?



+



=



Paige puts away 10 shirts.

Drew puts away 6 shirts.


 How many altogether?



+



=



Paige folds 14 towels.

Drew folds 1 towel.

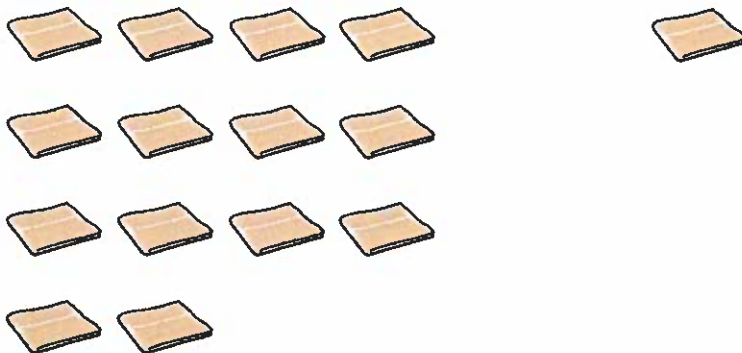
 How many altogether?




+



=



Paige has 6 shirts.




She puts away 4 shirts.

~~X~~ cross off

 How many are left?



Drew counts 8 towels.




He puts away 2 towels.

~~X~~ cross off

 How many are left?



Paige sees 10 trash bags.




She throws away 3 trash bags.

~~X~~ cross off

 How many are left?

Drew has 6 sponges.



He puts away 5 sponges.

~~X~~ cross off

 How many are left?

Paige counts 10 towels.

She puts away 4 towels.

 How many are left?




-



=



 cross off



Drew sees 9 trash bags.

He throws away 1 trash bag.

 How many are left?



-




=



 cross off



Paige has 17 sponges.



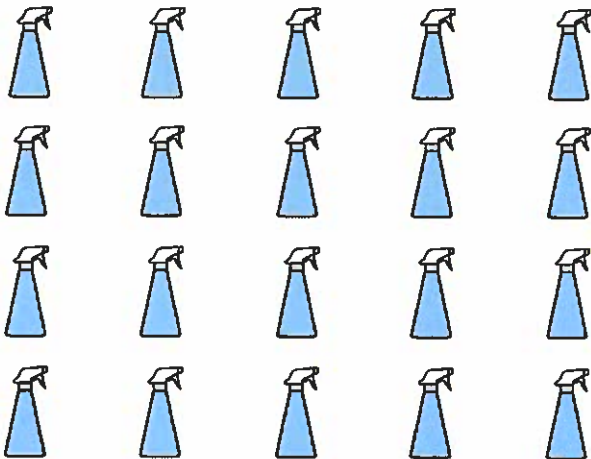
She puts away 6 sponges.

~~X~~ cross off

How many are left?




Drew sees 20 spray bottles.



He puts away 7 spray bottles.

~~X~~ cross off

How many are left?



Paige counts 16 spray bottles.

She puts away 1 spray bottle.

 How many are left?




-



=



 **cross off**



Drew folds 20 shirts.

He puts away 3 shirts.

 How many are left?




-



=

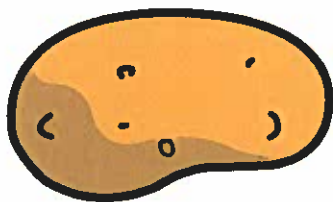





 **cross off**





Paige is buying food at the grocery store.

How much will it cost? Find the coins.



Drew is buying food at the grocery store.

How much will it cost? Count the number of bills for this item.





Drew is buying food at the grocery store.

How much will it cost? Count the number of bills for this item.



Paige is buying food at the grocery store.

How much will it cost? Count the coins.



Geometry Story 1




Paige is playing a game in the arcade. She uses a quarter.


Pick a shape and put it over the quarter.



How many sides?



How many corners?



What is the shape?




Geometry Story 2



Drew is buying a game at the toy store. He buys a board game.

Pick a shape and put it over the board game.



How many sides?



How many corners?



What is the shape?




Geometry Story 3




Paige is shopping for clothes. She takes a shirt off a hanger.

Pick a shape and put it over the hanger.



How many sides?



How many corners?



What is the shape?



Geometry Story 4




Drew is buying a snack in the food court. He pays with a dollar bill.

Pick a shape and put it over the dollar bill.



How many sides?



How many corners?



What is the shape?

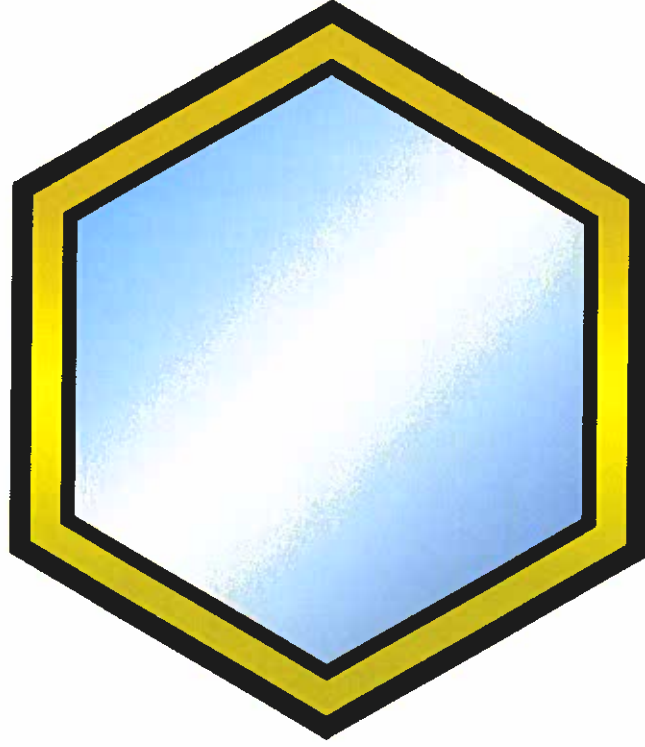


Geometry Story 5



Paige is trying on a hat. She looks in a mirror.


Pick a shape and put it over the mirror.



How many sides?



How many corners?



What is the shape?

