

Hillcrest

Elementary School



Packet for Ms. Batiste's Class GROUP 2
Paquete para GRUPO 2 en la clase de Ms. Batiste





Activity Packet for Continued Learning

Spring 2020

Dear Parents Guardians and Families,

In order to continue learning at home, I have found some resources that your child can work on at home. The packet you are receiving has been differentiated based on your child's needs. The packets are called "Independent Study Packet". The packets include reading, math, writing, and other fun activities that they can do. Some of the fun activities require materials you may not have at home; these activities are optional. You have been provided with three weeks of activities. Work on one packet a week.

When you receive the packet, look at the second page that says "Activity Menu". This is just a suggestion for what your child can do daily.

In addition to worksheets, please continue to work on online resources such as www.Raz-kids.com, www.Splashlearn.com, and www.epic.com, to name a few. A list of online resources is also provided on the school's website. Additionally, your child can log into Google Classroom where I will be adding additional materials such as educational videos.

If you have any questions, please reach be via email at rrice@peekskillschools.org.

Thank you so much for your partnership during this time. Stay well.

Sincerely,

A handwritten signature in black ink that reads 'Rachele Rice'.

Ms. Rachele Rice



Peekskill City School District

Our mission is to educate and empower all students to strive for excellence as life-long learners who embrace diversity and are contributing members of a global society.

Randy Lichtenwalner
Principal

Shannon O'Grady
Assistant Principal

Hillcrest Elementary School, 4 Horton Drive, Peekskill, NY 10566

Phone: (914) 739-2284 Fax: (914) 737-9053

Email: rlichtenwalner@peekskillschools.org

Email: sogrady@peekskillschools.org

April 7, 2020

Dear Hillcrest Families,

The Peekskill City School District and Hillcrest Elementary are committed to providing instructional resources to our students for use during school closures. Our teachers have worked to create a packet of instruction that your child can use on a daily basis. We have included reading, writing, math and more.

In addition to books and worksheets, we have provided a list of online resources that we use at school and your child is familiar with and enjoys learning from. Each student has their own login and we have provided directions to our website for online access.

The information contained in this packet will be provided online on our school page as well. Please have your child work for a minimum of one hour a day on the packet. In addition, your child should read for at least 30 minutes, as well as work online if feasible via the websites provided.

If you have any questions, please reach me via email at rlichtenwalner@peekskillschools.org.

We thank you for your partnership during this extraordinary time in our city and country.

Sincerely,

Randy Lichtenwalner
Principal



Peekskill City School District

Our mission is to educate and empower all students to strive for excellence as life-long learners who embrace diversity and are contributing members of a global society.

Randy Lichtenwalner
Principal

Shannon O'Grady
Assistant Principal

Hillcrest Elementary School, 4 Horton Drive, Peekskill, NY 10566

Phone: (914) 739-2284 Fax: (914) 737-9053

Email: rlichtenwalner@peekskillschools.org

Email: sogrady@peekskillschools.org

07.abril.2020

Estimadas Familias de Hillcrest,

El Distrito Escolar de la Ciudad de Peekskill y la Escuela Elemental Hillcrest se comprometen a proporcionar recursos de instrucción a nuestros estudiantes para usar durante el cierre de la escuela. Nuestros maestros han trabajado para crear un paquete de instrucción que su hijo pueda usar a diario. Hemos incluido lectura, escritura, matemáticas, y mas.

Además de libros y hojas de trabajo, hemos proporcionado una lista de recursos en línea que usamos en la escuela y si hijo está familiarizado y le gusta usar a aprender. Cada estudiante tiene su nombre de usuario y hemos proporcionado instrucciones en la página electrónica de nuestra escuela para acceder en la computadora.

La información contenida en este paquete también se proporcionará en el internet en las páginas de nuestra escuela. Haga que su hijo trabaje durante un mínimo de una hora al día en el paquete. Además, su hijo debe leer durante al menos 30 minutos, así como trabajar en línea si es posible a través de los sitios web proporcionados.

Si tiene alguna pregunta, comuníquese conmigo por correo electrónico a rlichtenwalner@peekskillschools.org.

Le agradecemos su colaboración durante este tiempo extraordinario en nuestra ciudad y país.

Sinceramente,

Randy Lichtenwalner
Director

Dear Parents,

Our theme this month is earning money. It is also stress awareness month. Complete the following sheets when you can. I would do about three or four sheets a day. Read the book everyday before doing the lessons. Send me pictures.

Also please log onto to google classrooms if you are able to. I have a daily check there, and I also put up some videos about this month's lesson, and they can help with your work.

I miss everyone!

Queridos padres,

Nuestro tema este mes es ganar dinero. También es el mes de la conciencia del estrés. Complete las siguientes hojas cuando pueda. Haría unas tres o cuatro hojas al día. Lea el libro todos los días antes de hacer las lecciones. Enviame fotos.

También puede iniciar sesión en las aulas de Google si puede. Tengo un control diario allí, y también publico algunos videos sobre la lección de este mes, y pueden ayudarlo con su trabajo. ¡Los extraño a todos!




Mrs. Batiste, Sra. Batiste


Word Definitions

Name: _____


Match each picture/word card to its definition.



To make different




All people



What you feel when you are worried or uncomfortable about something



To experience an emotion or sensation



Look, Read and Think

Name: _____

Place an "X" in the box next to the sentence that describes the picture.

☐


The boy worries.

☐

The boy has a headache.

☐

The boy has a stomachache.

☐

The boy has a headache.

☐

The boy has a stomachache.

☐

The boy worries.

☐

The boy has a stomachache.

☐

The boy worries.

☐

The boy has a headache.

Find the Sound

Name: _____

Each picture has // in it at the beginning, middle or end.

Say the word. Write the letter "l" in the box where the sound is located.

Example:



feel

Beginning

Middle

End



feelings

Beginning

Middle

End



schedule

Beginning

Middle

End



school

Beginning

Middle

End



less

Beginning

Middle

End



lonely

Beginning

Middle

End

Maze

Name: _____

Help the students go to the school.



Word Problems

Name: _____

Fill in the blanks. Solve each word problem.

In January I took _____ tests.



Show your work.

In February I took _____ tests.



+

How many tests did I take altogether?

Answer

Last week my friend talked to _____ teachers.



Show your work.

This week my friend talked to _____ teacher.



-

How many more teachers did my friend talk to last week than this week?


Answer

Time to the Quarter Hour

Name: _____

Read the question. Find the answer. Place the time on the clock.

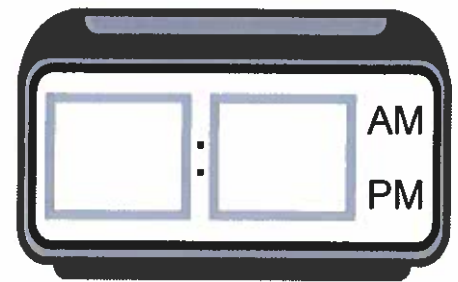
This afternoon I talked with my friends about stress. What time did I start talking with my friends?




3:45

5:45

7:45



This morning my brother played a game with his friends to feel less stress. What time did they start playing the game?




8:15

10:15

12:15



This afternoon my caretaker made a healthy snack. What time did my caretaker start making the healthy snack?




2:45

1:45

12:45



This morning in their online health class, students learned about stress. What time did the health class start?




3:15

8:15

9:15



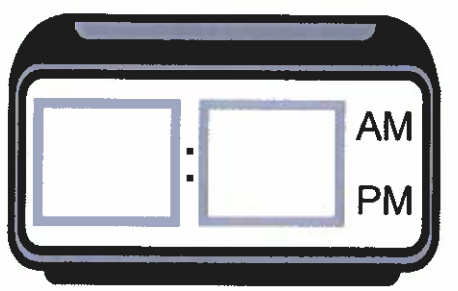
This morning a school counselor went to work at a school. What time did the school counselor arrive at the school?



3:45

10:15























9:15



Graphing

Name: _____

- Count the number of symbols in each row. Place that number in the last column.
- Answer the questions about the graph.

									total
teacher									
school									
test									
home									
month									

- Which word has the most symbols?
- Which word has the fewest symbols?
- What is the highest number?
- What is the lowest number?
- Do any words have the same number?
- Are there more home symbols or month symbols?
- How many more test symbols are there than school symbols?

$$\boxed{} - \boxed{} = \boxed{}$$

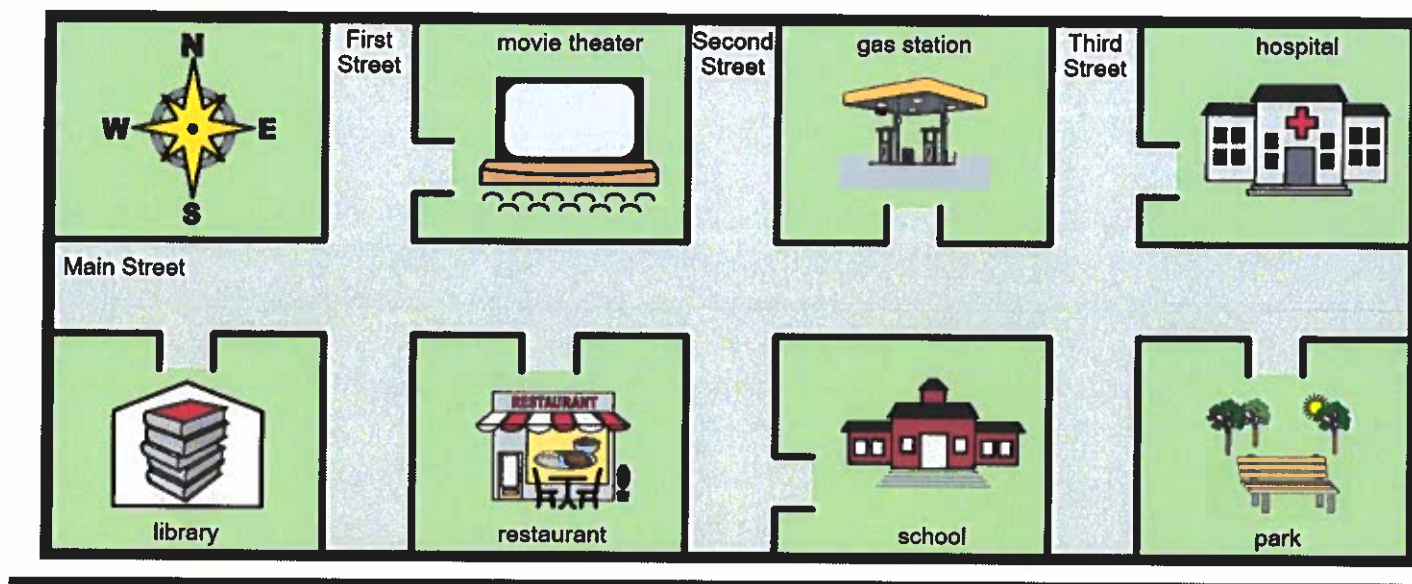
test school

Geography

Name: _____

Use the map to answer the questions.

School 



What place is this page about? _____



What place is east of the school? _____



What street is the school on? _____



What place is farthest west? _____




How many places are on Main Street? _____



What direction would you travel on Main Street to go from the restaurant to the park? _____


Clarence Works for Money

Level D




by Emily Weinberger


Illustrated by Alex Wisehart



**Clarence wants a new toy truck.
It costs \$8.00.
Clarence needs money to buy it.**




How can Clarence get money ?
Clarence can get money if he does chores.
He can do chores at his house.



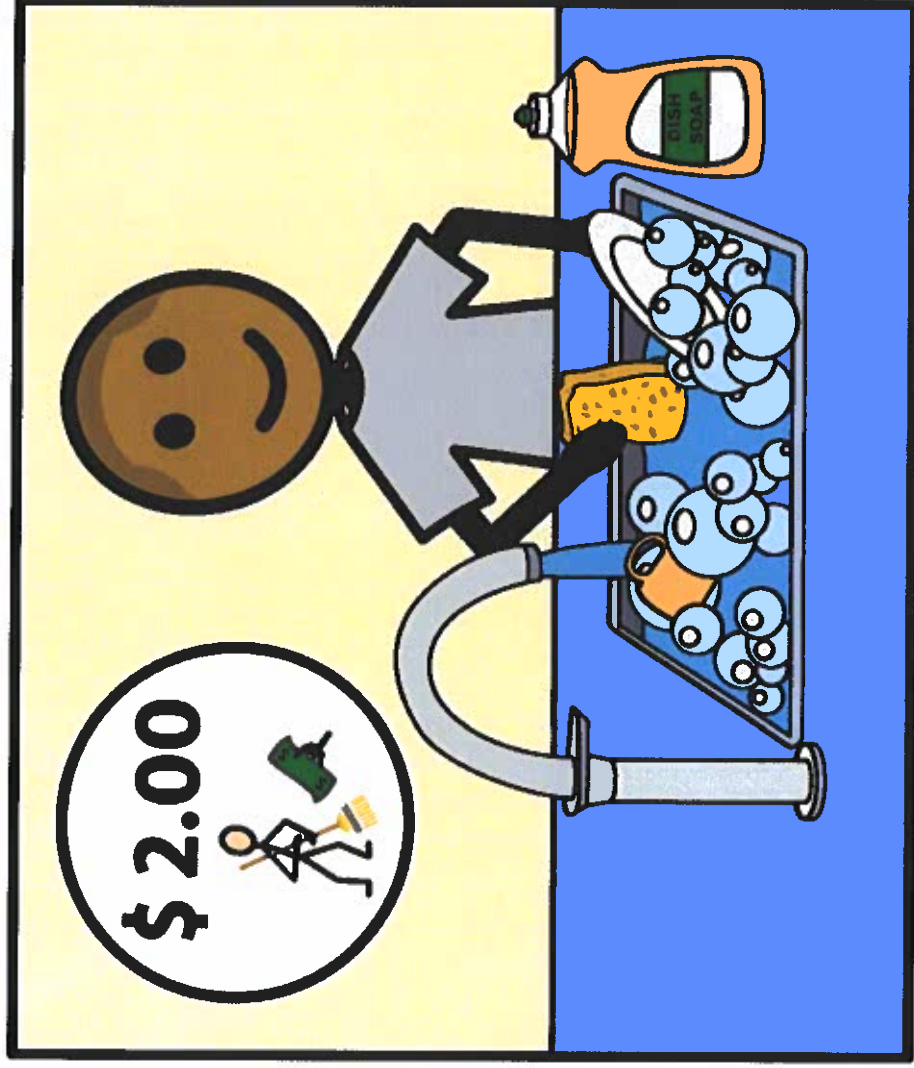
**Clarence can get \$2.00 if he washes the car.
He washes the car outside.
Clarence gets \$2.00.**




**Clarence can get \$2.00 more if he puts away the food.
He puts the food on the shelves.
Clarence gets \$2.00 more.**




**Clarence can get \$2.00 more if he folds the clothes.
He folds the clothes in the basket.
Clarence gets \$2.00 more.**




Clarence can get \$2.00 more if he washes the dishes.
He washes the dishes in the sink.
Clarence gets \$2.00 more.




**Clarence can get \$2.00 more if he takes out the trash.
He takes the trash out to the trash can.
Clarence gets \$2.00 more.**



Clarence counts the money he got.
He has \$10.00 total !
He has money to buy the toy truck !




**Clarence buys the new toy truck.
He counts his money again.
He still has some money left.**



What should Clarence do with his money ?

Should he buy something else ?

Should he save it for later ?



The End

1. What does Clarence need?

toys

money

books

2. What can Clarence do to get money?

chores

run

sleep

3. What does Clarence put away?

shoes

towels

food

4. What does Clarence fold?

trash

clothes

dishes


5. What does Clarence buy?

baseball


horn

toy truck


Who is in the story?



Where does this story take place?



What does the character do?



What does the character buy?



What Do You Do?

Level E




by Amy Bihn

Illustrated by Alex Wisehart



Every day, Ruby sees her mom leave for work. She wears a suit. She takes a briefcase. What does Ruby's mom do ? Where does Ruby's mom go ?




When Ruby's mom gets home, Ruby asks, "Mom, what do you do?" Ruby's mom says, "I work with a lot of people. I help people get money. I work in a bank."



Ruby's mom also says that she works to earn money. She earns money so they can buy a house, clothes and food.




Every day, Lee sees his dad leave for work. He wears a uniform. He takes a lunch box. What does Lee's dad do ? Where does Lee's dad go ?




When Lee's dad gets home, Lee asks, "Dad, what do you do ?" Lee's dad says, "I work with a lot of people. I use machines. I work in a factory."



Lee's dad also says that he works to earn money. He earns money so they can buy a house, clothes and food.



Every day, Tracy sees her dad leave for work. He wears jeans and a T-shirt. He wears a tool belt. What does Tracy's dad do ? Where does Tracy's dad go ?



When Tracy's dad gets home, Tracy asks, "Dad, what do you do?" Tracy's dad says, "I work for a lot of people. I help build houses. I am a construction worker."



Tracy's dad also says that he works to earn money. He earns money so they can buy a house, clothes and food.



**People have different jobs.
People wear different clothes
to work. What job does your
mom or dad do ?**



The End

1. Where does Ruby's mom work?

bank

store

library

2. What does Ruby's mom earn?

toys

money

time

3. What does Lee's dad do in a factory?

sleep

sing

work

4. What is Tracy's dad's job?

construction
worker

teacher




cook

5. What does Tracy's dad earn money to buy?

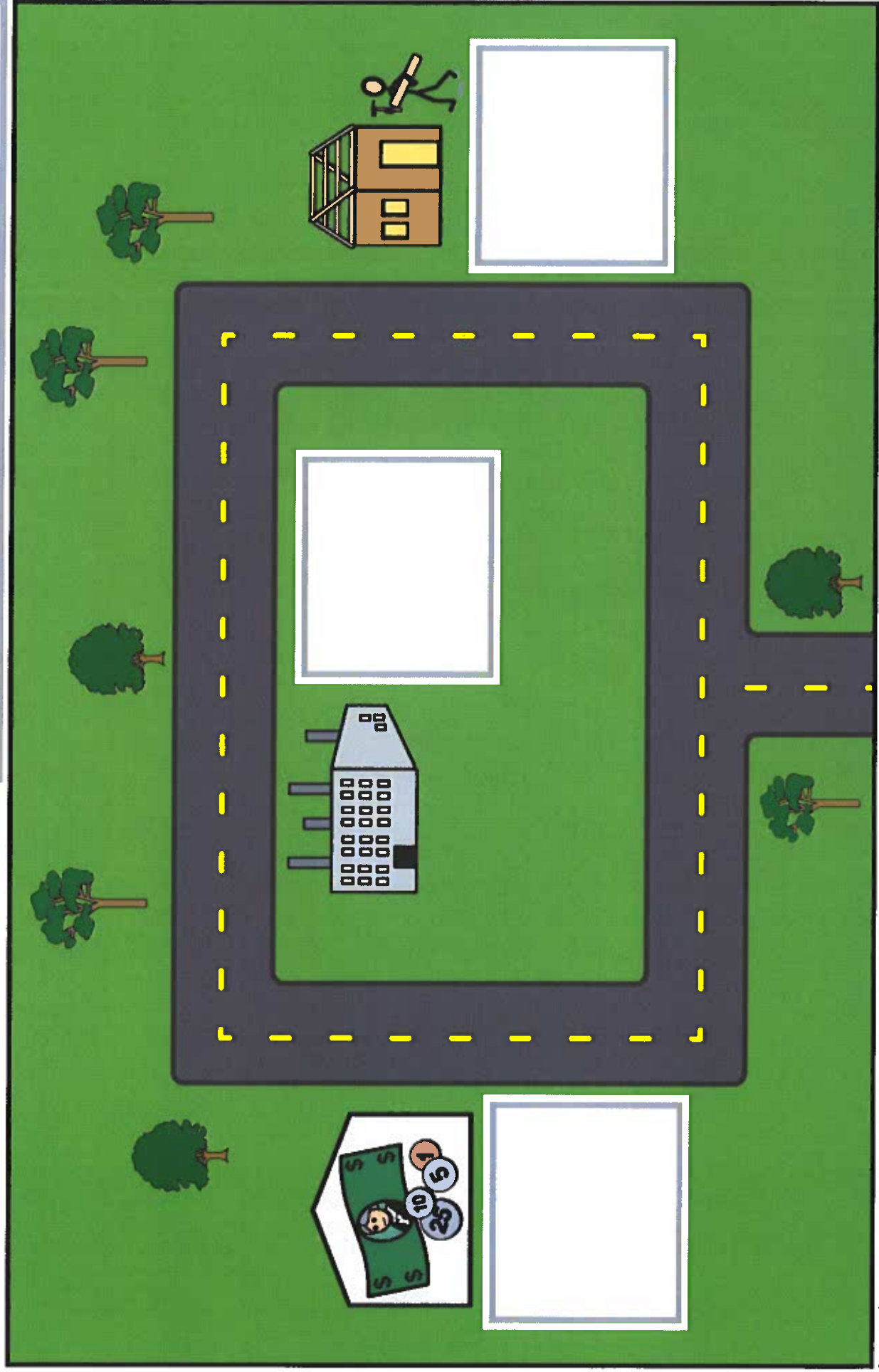
air

clouds

house





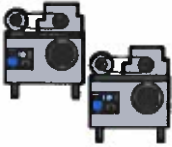





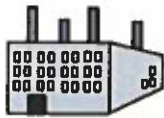

Parent	What is their job?	What do they do?	What do they wear?	Where do they work?
Ruby's mom 				
Lee's dad 				
Tracy's dad 				

What is this story about?





For hands-on instruction, print, cut out and laminate.

banker 	factory worker 	construction worker 	help people get money 
use machines 	help build houses 	suit 	uniform 
tool belt 	bank 	factory 	homes 

People do not work.

People work different jobs to earn money.

People play all day with friends.

Lee's dad 	Ruby's mom 	Tracy's dad 
--	---	--

High-Frequency Spelling List 1

also

get

if

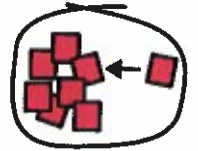
when

so

has

High-Frequency Spelling List 1

also



get



if

if

when

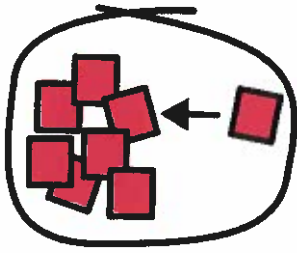


so



has






also




get

if

if



when



so



has

1. I want to a job.

2. Clarence, do you want to go shopping?

3. He washes the dishes.

4. Clarence \$10.00.

5. Do you know the shirt has a price tag?

6. People work they can get money.

1. What word starts like home?

2. What word starts like all?

3. What word rhymes with pen?

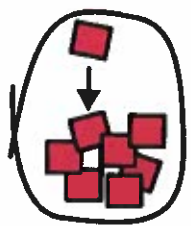




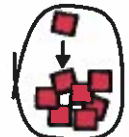




4. What word starts like good?

5. What word rhymes with toe?

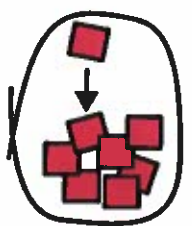




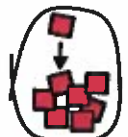




6. What word ends like stuff?



Fill-In

also		get		if	when		so		has	
also		get		if	when		so		has	
also		get		if	when	so			has	

Word Study

also		get		if	when		so		has	
also		get		if	when		so		has	
also		get		if	when	so			has	

High-Frequency Spelling List 2

food

house

more


money

clothes

leave

High-Frequency Spelling List 2

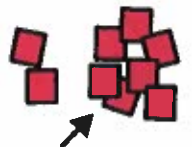
food



house



more



money




clothes



leave

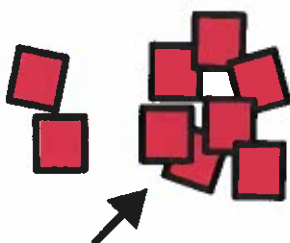




food



house



more



money



clothes



leave

1. Mop the floors in the

.

2. My favorite

is pizza.

3. Clarence needs

money for his toy truck.

4. I

for work at 8:00 a.m.

5. I keep

in a bank.

6. I can fold

as a chore.

1. What word starts like ham?

2. What word rhymes with honey?

3. What word starts like farm?


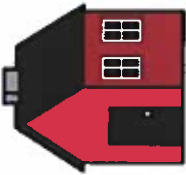
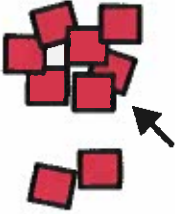

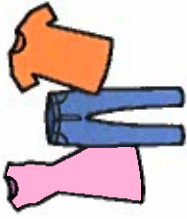







4. What word starts like library?

5. What word starts like clap?


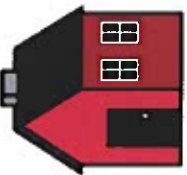
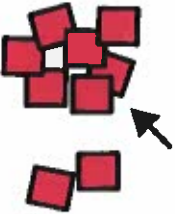









6. What word rhymes with store?




Fill-In


food 	house 	more 	money 	clothes 	leave 
food 	house 	more 	money 	clothes 	leave 
food	house	more	money	clothes	leave

Word Study


food 	house 	more 	money 	clothes 	leave 
food 	house 	more 	money 	clothes 	leave 
food	house	more	money	clothes	leave




I smell a rose.




I smell a rose with my nose.



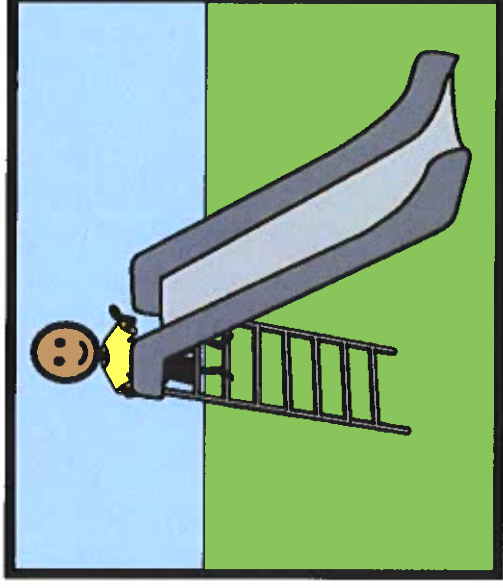
I use the hose to water the rose.




I close the window before I water the rose with the hose.




He wants to ride.



He wants to ride the slide.



The slide isn't wide enough to ride.


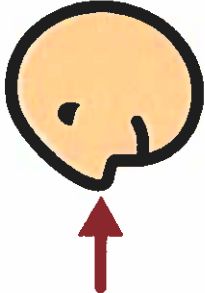

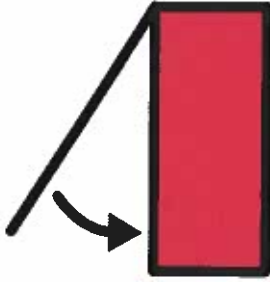


He will ride the slide on his side
because it isn't wide.

pose	hide




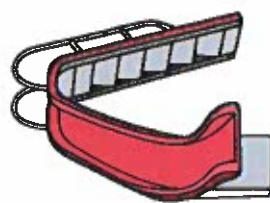


For hands-on instruction, print, cut out and laminate.

r	rose		rose
n	nose		nose
h	hose		hose
cl	close		close

For hands-on instruction, print, cut out and laminate.



s	side		side
r	ride		ride
w	wide		wide
sl	slide		slide

High-Frequency Spelling List 3

rose

nose

hose

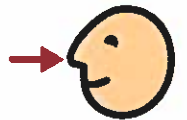
close

High-Frequency Spelling List 3

rose



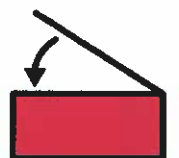
nose



hose

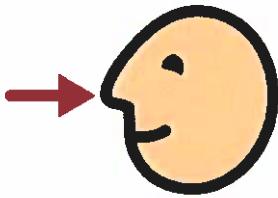


close





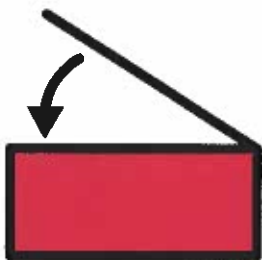
rose



nose



hose



close

1. I smell with my

.

2. I use a

to wash the car.

3. Please

the door.

4. She picks a

from the garden.

1. What word starts like rat?

2. What word starts like clap?

3. What word starts like nickel?

4. What word starts like home?



Fill-In

rose		nose		hose		close	
rose		nose		hose		close	
rose		nose		hose		close	

Word Study

rose		nose		hose		close	
rose		nose		hose		close	
rose		nose		hose		close	

bank




buy



chore



cost



earn



home



job



money



work



Writing Time



Draw a picture of something you want to buy.

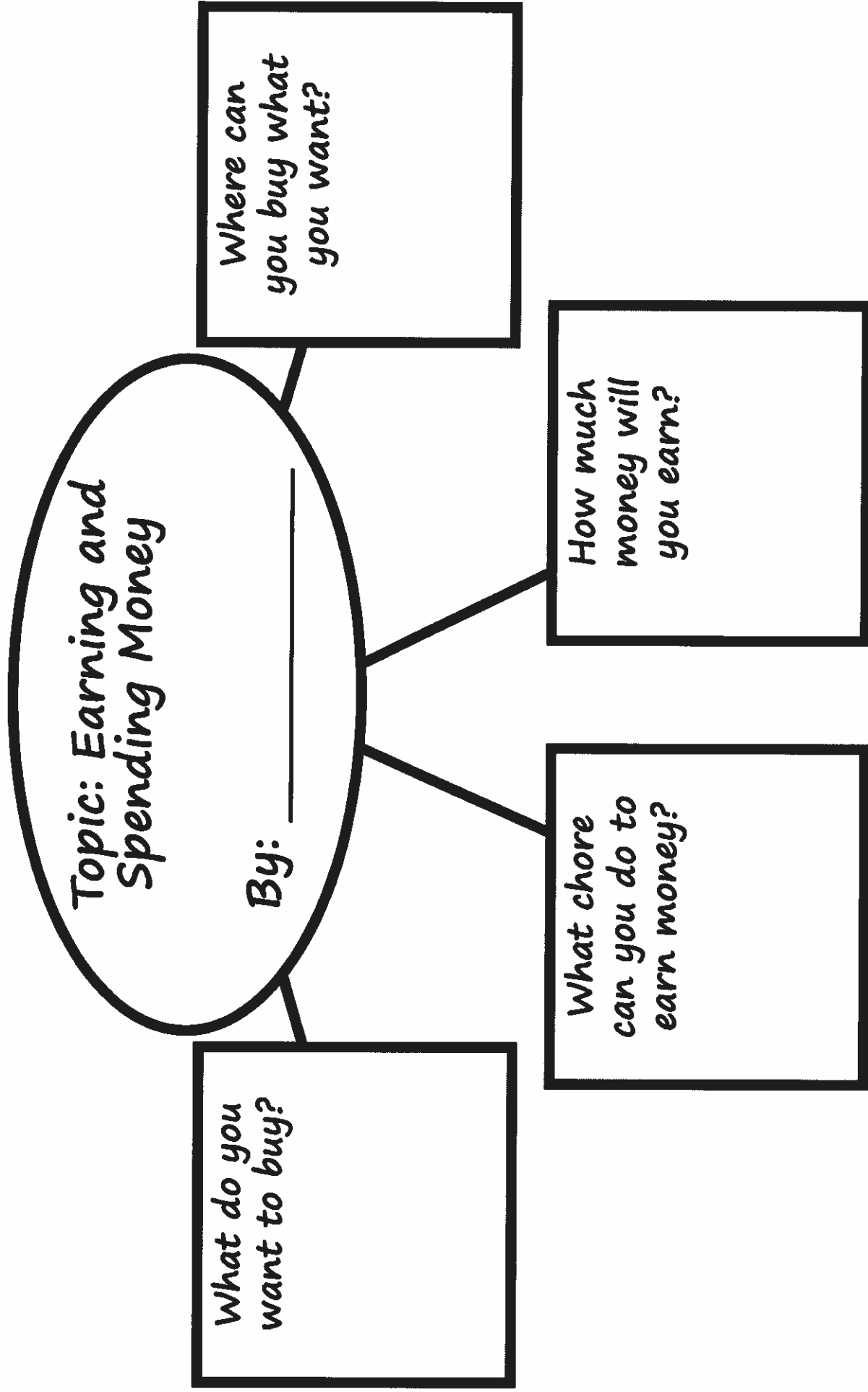
Illustration:



A large rectangular box with a black border, intended for drawing a picture of something you want to buy.



Writing Time





--	--	--	--





Writing Time - Review and Revise

☐

Do I have a capital letter at the beginning of the sentence?

☐

Do I have a period at the end of the sentence?

☐

Does my sentence make sense when I say it out loud?

☐

Are there any spelling words to check?



Writing Time - Share

 See My Writing



Speaker:

Talk loud enough to be heard.

Say your words clearly.

Look at the people you are talking to.




Listener:

Look at the person who is talking.

Listen to what the person is saying.

Ask questions when it is time.



Speaking and Listening with Support:

Pay attention to the person who is talking.

Use your pictures or talker to share your writing.

Repeat your message if not understood.



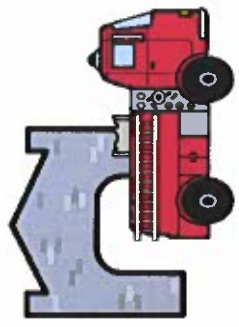
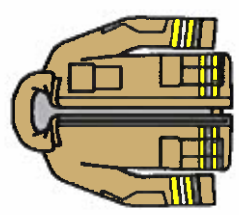
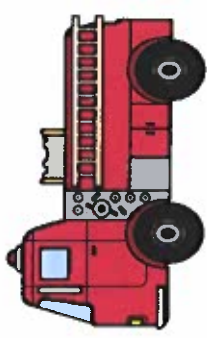





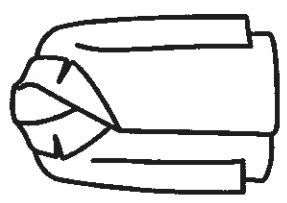



Firefighters




Doctors & Nurses



Use scissors to cut along the dashed line.

fire station		firefighter jacket		fire truck		fire hose	
firefighter hat		fire		hospital		ambulance	
white coat		cast		stethoscope		sick	

Paige puts away 15 towels.



Drew puts away 5 towels.



How many altogether?

+



Paige throws away 9 trash bags.



Drew throws away 8 trash bags.



How many altogether?

+



Paige counts 6 sponges.

Drew counts 6 sponges.




How many altogether?



+



=



Paige uses 13 spray bottles.

Drew uses 5 spray bottles.



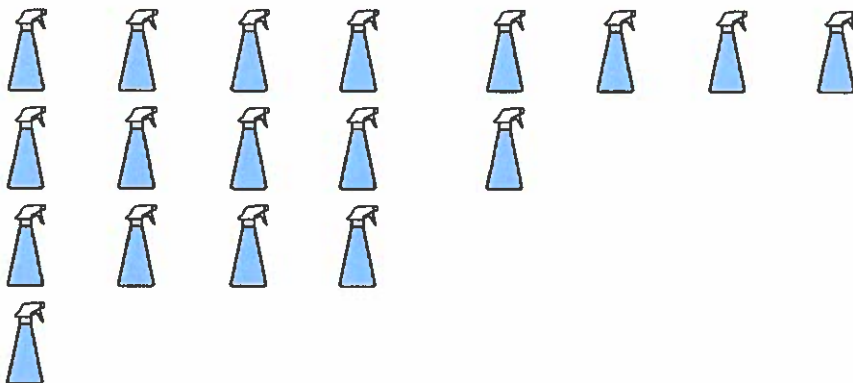
How many altogether?



+



=



Paige has 17 sponges.




She puts away 6 sponges.

 **cross off**




How many are left?



-



Drew sees 20 spray bottles.




He puts away 7 spray bottles.

 **cross off**




How many are left?



-



Paige folds 18 shirts.



She puts away 11 shirts.

~~X~~ cross off



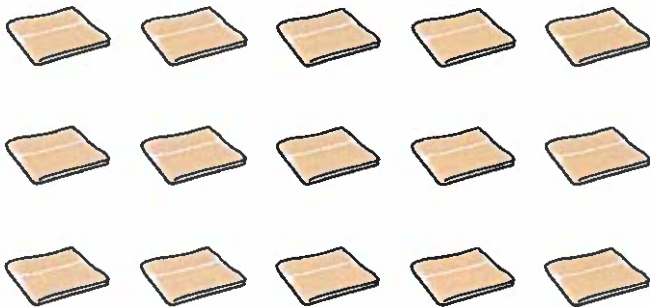
How many are left?



-



Drew counts 15 towels.



He puts away 7 towels.

~~X~~ cross off




How many are left?



-





Drew folds 15 towels. Show how many 10s.
Show how many 1s.

tens

ones



How many 10s:



How many 1s:

Name: _____



Paige throws away 19 trash bags. Show how many 10s.
Show how many 1s.

tens

ones



How many 10s:



How many 1s:

Name: _____



Drew counts 21 sponges. Show how many 10s.
Show how many 1s.

tens

ones



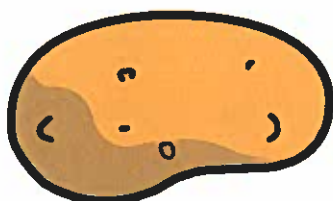




How many 10s:



How many 1s:

Paige is buying food at the grocery store.


How much will it cost? Find the coins.



Name: _____

Drew is buying food at the grocery store.


How much will it cost? Count the number of bills for this item.



Name: _____

Drew is buying food at the grocery store.

How much will it cost? Count the number of bills for this item.




Geometry Story 6



Drew is walking in the mall. He sees a gumball machine.

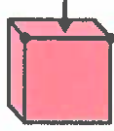
Pick a shape and put it over the gumball machine.




How many faces?




How many edges?



How many corners?



What is the shape?

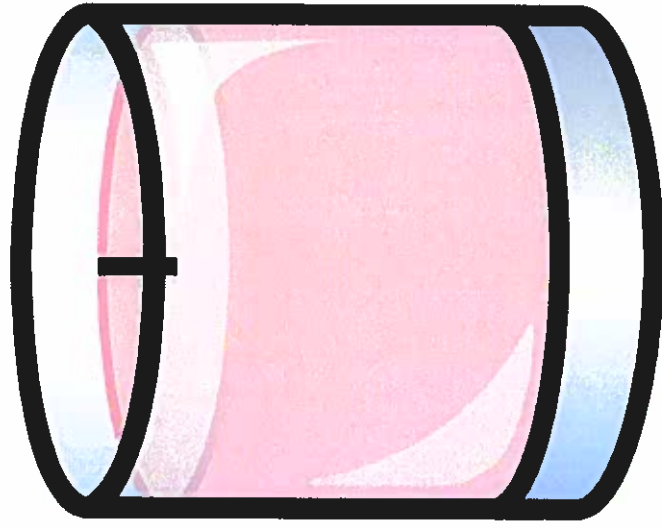


Geometry Story 7



Paige is shopping at the candle store. She buys a candle.

Pick a shape and put it over the candle.



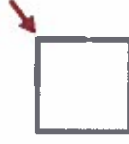
How many faces?



How many edges?



How many corners?



What is the shape?




Geometry Story 8



Drew is shopping for a gift for his mom. He puts it in a gift box.

Pick a shape and put it over the gift box.



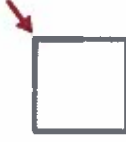
How many faces?



How many edges?



How many corners?



What is the shape?

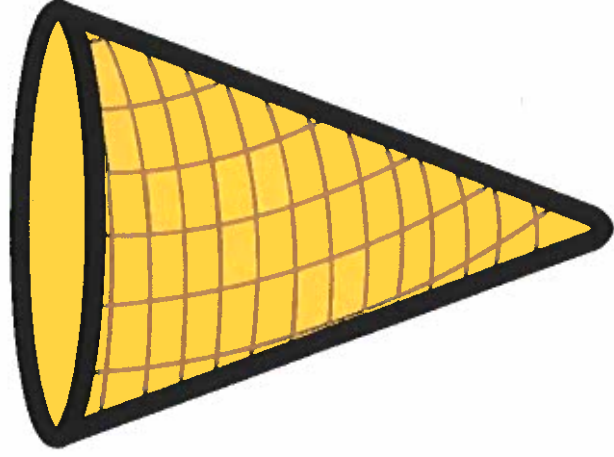


Geometry Story 9



Paige is buying a treat at the food court. She buys an ice cream cone.



Pick a shape and put it over the ice cream cone.




How many faces?



How many edges?



How many corners?



What is the shape?




Geometry Story 10




Drew is shopping for shoes. He takes a pair of shoes out of a shoebox.

Pick a shape and put it over the shoebox.




How many faces?




How many edges?



How many corners?



What is the shape?



Writing Simple + Sentences 1

Name: _____

Add when you see this word: altogether

$$A + B = C$$

A  Paige sees
2 glasses.



B  Drew sees
4 glasses.



C  They see C altogether.
How many do they see altogether?

A	+	B	=	C
 _____	 +	 _____	 =	 _____

$$A + B = C$$

A  Paige counts
4 menus.



B  Drew counts
1 menu.



C  They count C altogether.
How many do they count altogether?

A	+	B	=	C
 _____	 +	 _____	 =	 _____

Writing Simple + Sentences 2

Name: _____

Add when you see this word: altogether

$$A + B = C$$



use manipulatives to solve

A  Paige sees 2 chairs.

B  Drew sees B chairs.



C  They see 9 chairs altogether.
How many chairs does Drew see?

A	+	B	=	C
 _____	 +	 _____	 =	 _____

$$A + B = C$$



use manipulatives to solve

A  Paige folds A napkins.

B  Drew folds 5 napkins.



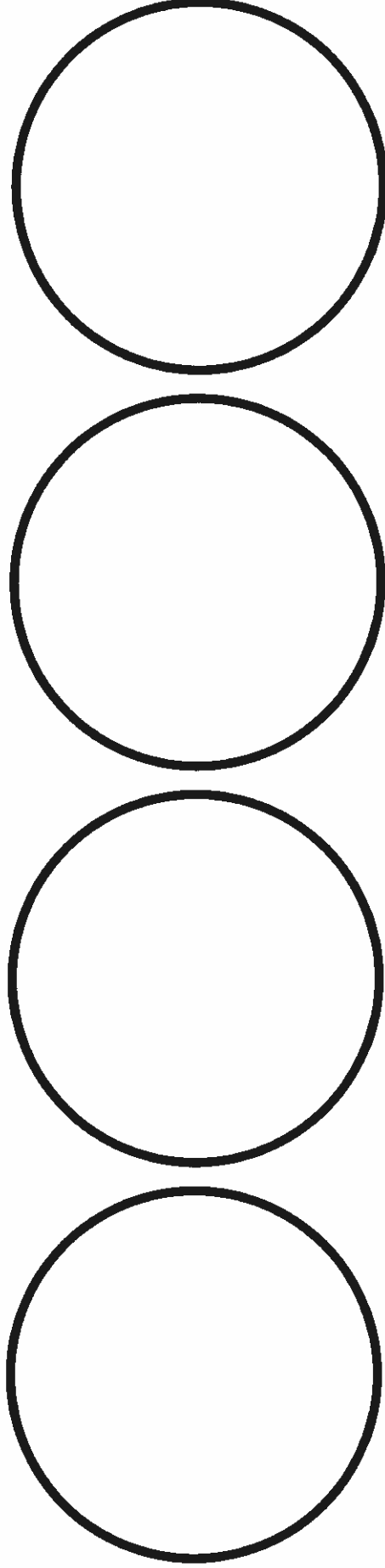
C  They fold 8 napkins altogether.
How many napkins does Paige fold?

A	+	B	=	C
 _____	 +	 _____	 =	 _____

Name: _____



Drew has napkins. Put the napkins into 4 equal groups.



$$\boxed{3} + \boxed{}$$

+

$$\boxed{3} + \boxed{}$$

+

$$\boxed{3} + \boxed{}$$

+

$$\boxed{3} + \boxed{}$$

=


$$\boxed{} = \boxed{}$$

napkins

Name: _____



Paige has forks. Put the forks into 2 equal groups.






$$\boxed{4} + \boxed{4} = \boxed{} \text{ forks}$$

Grouping with Arrays 3
Level 1 & 2

Name: _____



Drew has glasses. Put the glasses into 3 equal groups.



2

+

2

+

2

=

glasses