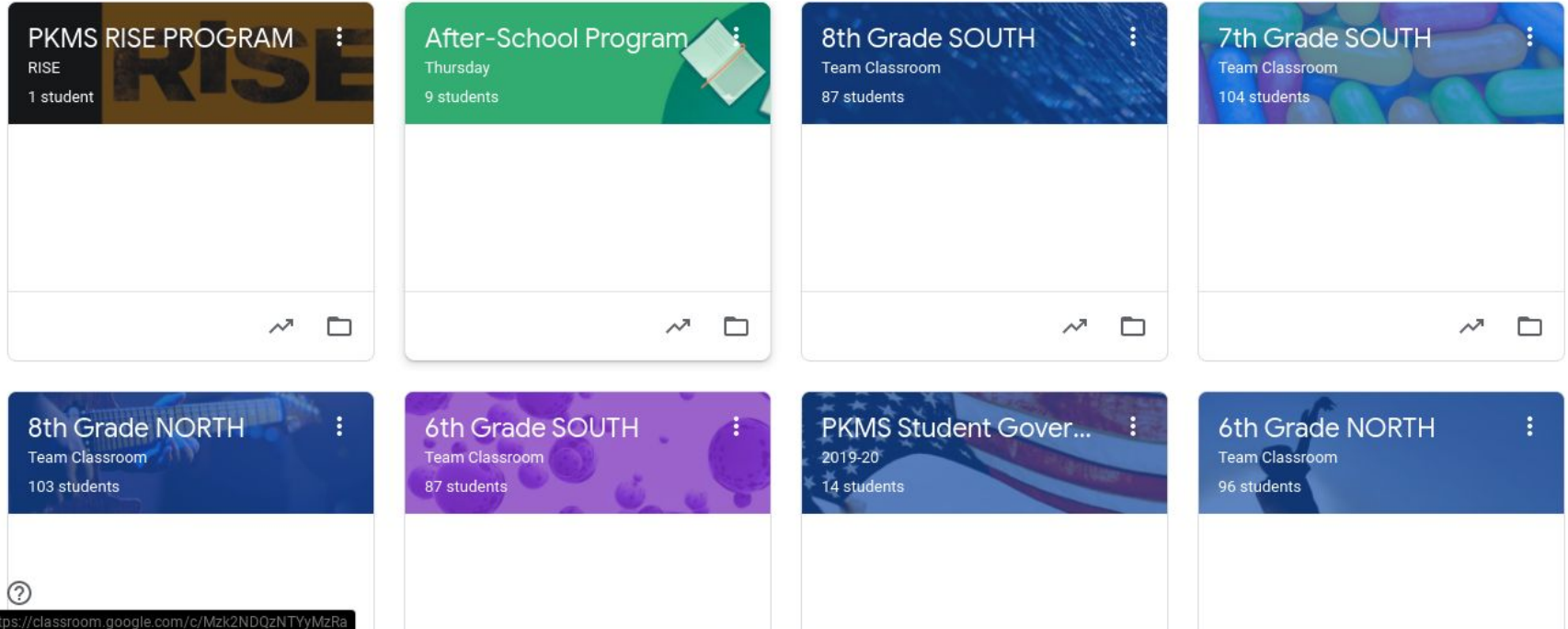



How to Turn Off/On Email Notifications in Google Classroom -

1. Go to Drop-Down Menu on Top Right Side



<https://classroom.google.com/c/Mzk2NDQzNTYyMzRa>







2. Scroll Down To Bottom of Drop-Down Menu

The screenshot displays the Google Classroom interface. On the left is a vertical navigation menu with the following items: 'Classes' (highlighted in light blue), 'Calendar', 'Teaching', 'To-do', 'PKMS RISE PROGRAM RISE', 'After-School Program Thursday', '8th Grade SOUTH Team Classroom', '7th Grade SOUTH Team Classroom', '8th Grade NORTH Team Classroom', and '6th Grade SOUTH'. A red arrow points from the top of this menu down to the '6th Grade SOUTH' item. The main area on the right shows a grid of class cards. The top row contains three cards: 'After-School Program Thursday' (9 students), '8th Grade SOUTH Team Classroom' (87 students), and '7th Grade SOUTH Team Classroom' (104 students). The bottom row contains three cards: '6th Grade SOUTH Team Classroom' (87 students), 'PKMS Student Gover... 2019-20' (14 students), and '6th Grade NORTH Team Classroom' (96 students). At the bottom of the screen, there is a taskbar with icons for Chrome, Play Store, and a document, along with system status icons for US, signal strength, Wi-Fi, and the time 5:15.

3. Click on Settings

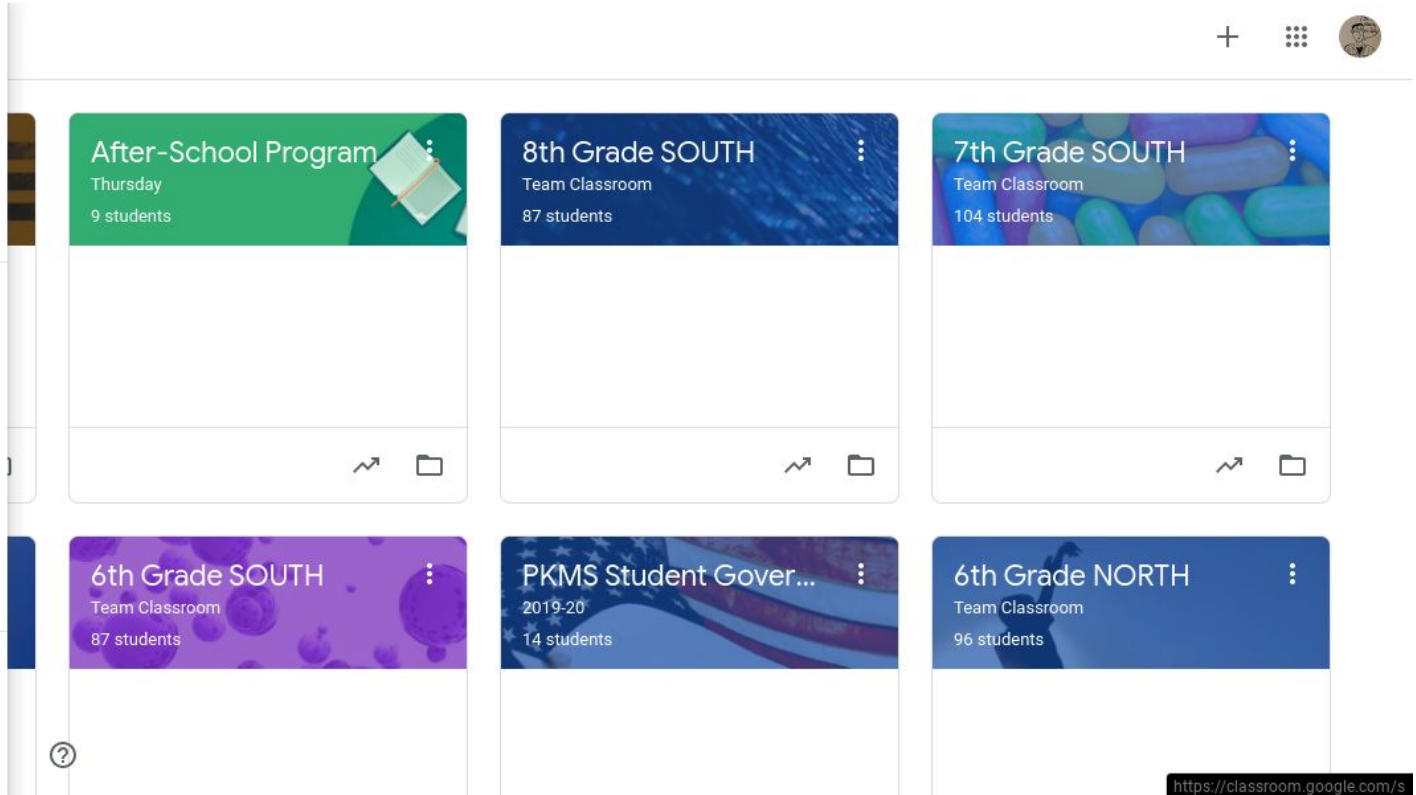
-  PKMS EDTECH
Social Studies
-  PKMS EDTECH
ELA
-  PKMS EDTECH
General Staff Development

Enrolled

-  To-do
-  Technology Teaching Assistants
-  Classroom Clique
-  PKMS - STAFF DEVELOPMENT

 Archived classes

 Settings



The screenshot shows the Google Classroom interface. On the left is a sidebar with a list of classes and sections. The 'Settings' option at the bottom of this sidebar is highlighted with a red rectangular box. The main area of the screen displays a grid of class cards. Each card has a header with a title, a subtitle, and a student count. The cards are: 'After-School Program' (Thursday, 9 students), '8th Grade SOUTH' (Team Classroom, 87 students), '7th Grade SOUTH' (Team Classroom, 104 students), '6th Grade SOUTH' (Team Classroom, 87 students), 'PKMS Student Gover...' (2019-20, 14 students), and '6th Grade NORTH' (Team Classroom, 96 students). Each card also features a small line graph icon and a folder icon at the bottom right. In the top right corner of the main area, there are icons for adding a class (+), a grid view (three dots), and a profile picture. At the bottom of the screen, there is a taskbar with icons for Chrome, Google Play, and a document, along with system status icons for location (US), signal strength, and time (5:18).

<https://classroom.google.com/s>

US 1   5:18

4. To Turn Off Email Notifications Pull To Left Side of Slider (Greyed Out)

☰ Settings



Profile

Profile picture



Account settings

Change your password and security options, and access other Google services. [Manage](#)

Notifications

Email

Receive email notifications



5. To Turn On Email Notifications Push to Right Side of Slider (Turns Blue)

☰ Settings



Profile

Profile picture



[Change](#)

Account settings

Change your password and security options, and access other Google services. [Manage](#)

Notifications

Email

Receive email notifications



Comments

Comments on your posts



Notifications

Email

Receive email notifications



Comments

Comments on your posts



Comments that mention you



Private comments on work



Classes you're enrolled in

Work and other posts from teachers



Returned work and grades from your teachers



Invitations to join classes as a student



Due-date reminders for your work



Classes you teach

Late submissions of student work



Resubmissions of student work



Invitations to co-teach classes



Scheduled post published or failed



6. If you Turn On Email Notifications
- Select which types of notifications
you would to receive via email.